

# Opioid-Related Data

## Anne Arundel County, Including City of Annapolis

### Data as of September 3, 2019

Note: The data in this report are preliminary pending Office of the Medical Examiner review and may fluctuate week to week as toxicology reports are obtained.

**612**

### 2019 TOTAL OVERDOSES

This is a 19.7% decrease from the 762 overdoses YTD 2018.

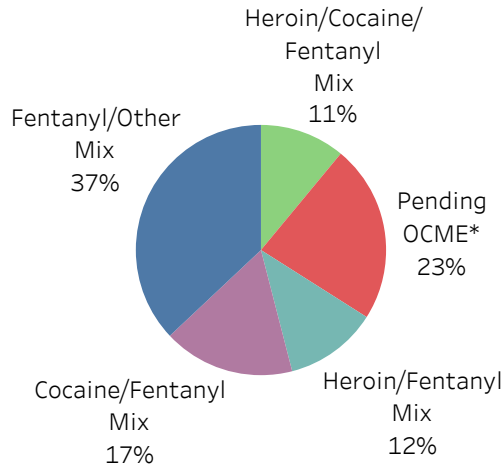
**100**

### 2019 FATAL OVERDOSES

This is a 23.1% decrease from the 130 fatal overdoses YTD 2018.

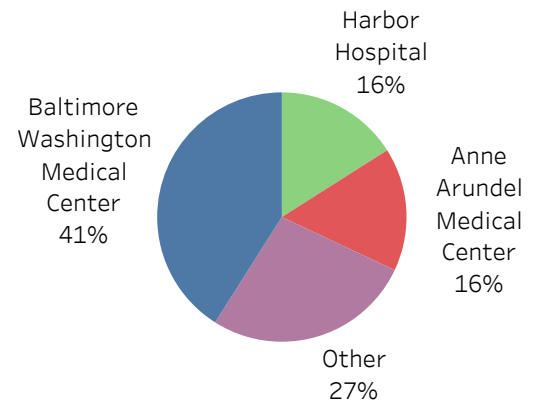
Source: Anne Arundel County Police Department

### Substances Involved in Fatal Opioid-Overdoses YTD 2019 (n=100)



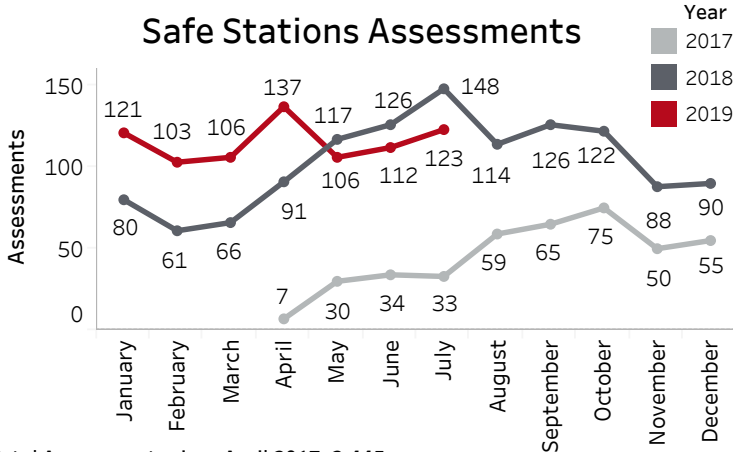
\* Office of the Chief Medical Examiner  
Source: Anne Arundel County Police Department

### Hospital Encounters for Opioid-Related Diagnoses\*\* YTD 2019 (n= 488)



\*\*Diagnoses include any Anne Arundel County resident ED visit related to opioid use other than overdose, e.g., withdrawal symptoms, mental health co-occurring disorders, and infections from intravenous opioid use.  
Source: Electronic Surveillance System for the Early Notification of Community-Based Epidemics. Maryland Department of Health

### Safe Stations Assessments



Total Assessments since April 2017: 2,445

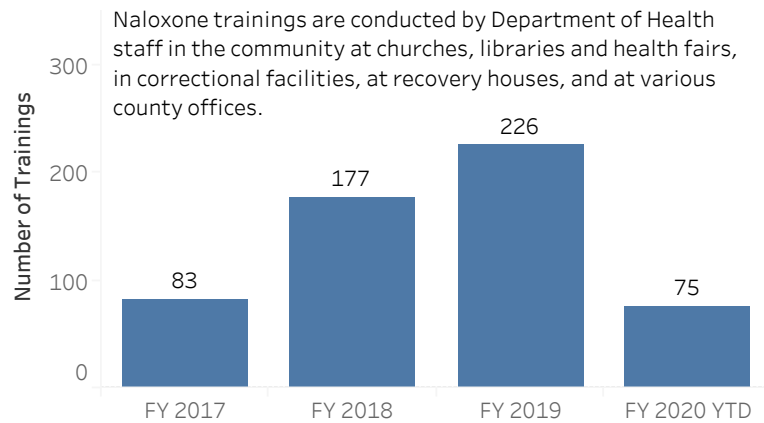
Total 2017 Assessments: 408

Total 2018 Assessments: 1,229

Total 2019 Assessments: 808

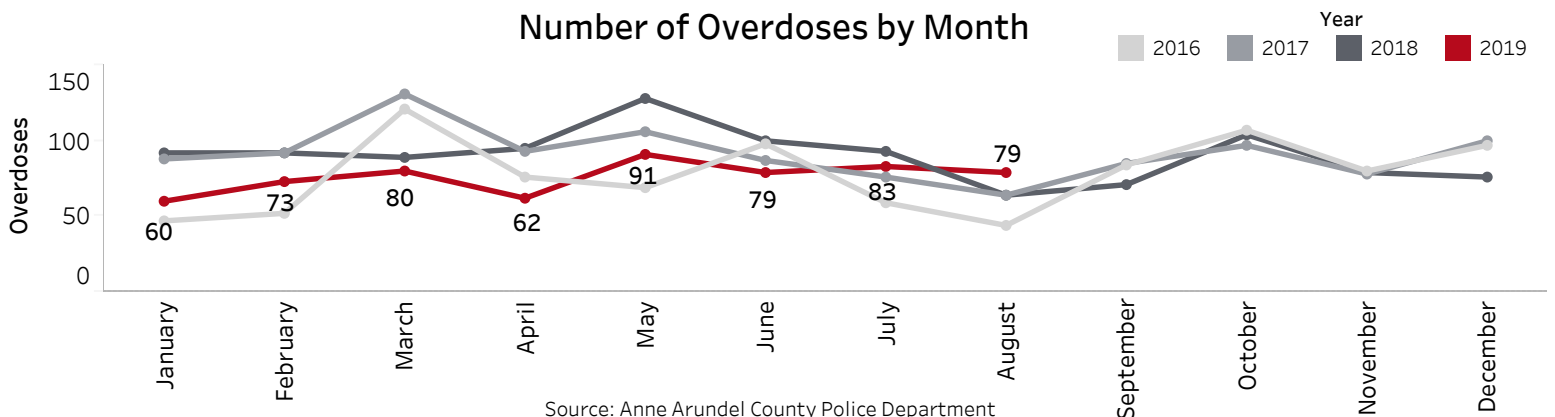
Source: Anne Arundel County Crisis Response

### Naloxone Trainings



Source: Naloxone Training Program Data, Anne Arundel County Department of Health, Fiscal Years 2017-2020 Year-to-Date (YTD)

### Number of Overdoses by Month

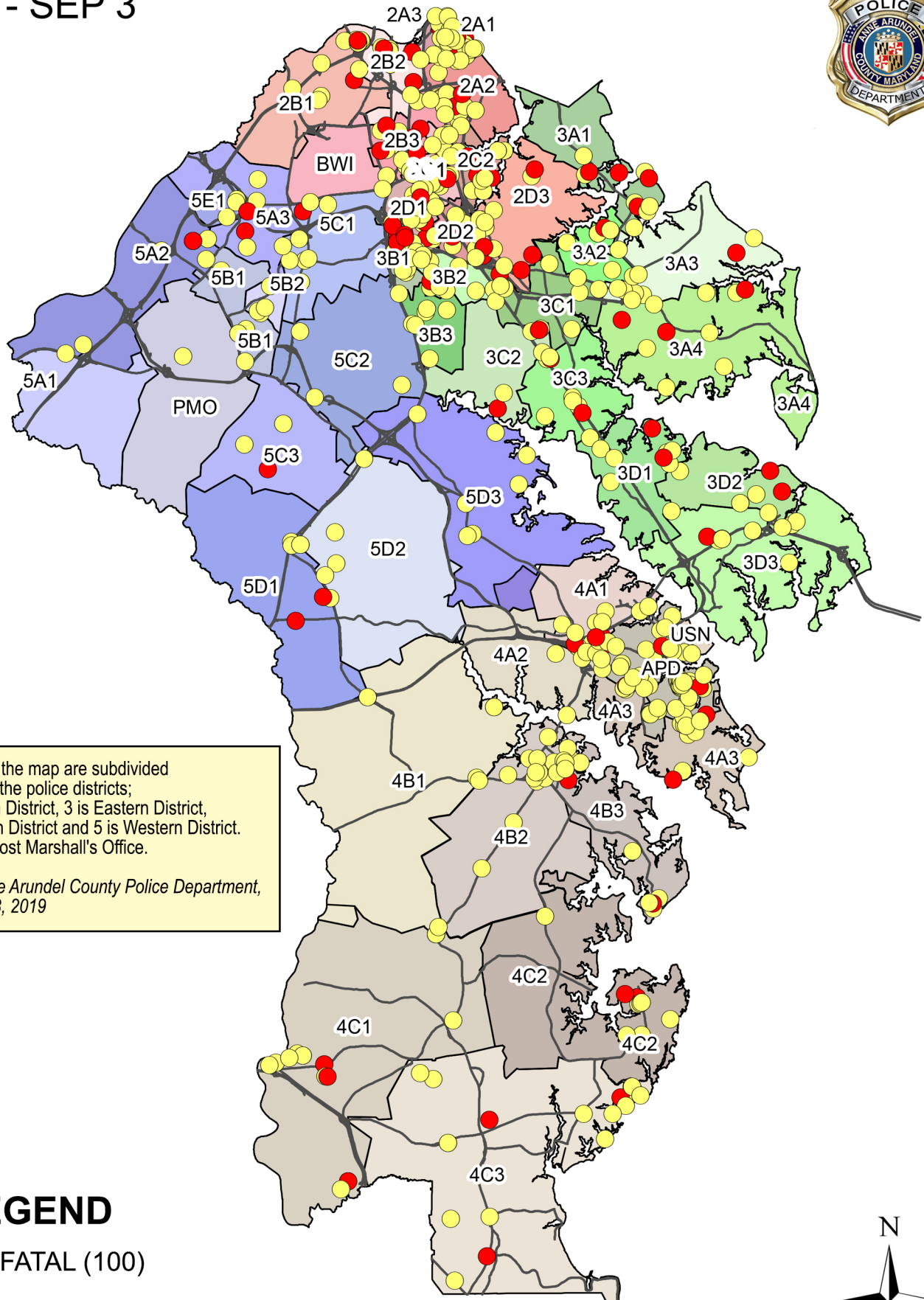


Source: Anne Arundel County Police Department

# OPIOID OVERDOSES

JAN 1 - SEP 3

2019



Numbers on the map are subdivided areas within the police districts; 2 is Northern District, 3 is Eastern District, 4 is Southern District and 5 is Western District. PMO is Provost Marshall's Office.

Source: Anne Arundel County Police Department, September 3, 2019

## LEGEND

- FATAL (100)
- NONFATAL (512)

