

OPIOID-RELATED DATA

ANNE ARUNDEL COUNTY, INCLUDING CITY OF ANNAPOLIS



776

2018 TOTAL OVERDOSES

This is a 1.6% increase from the 763 overdoses YTD 2017.



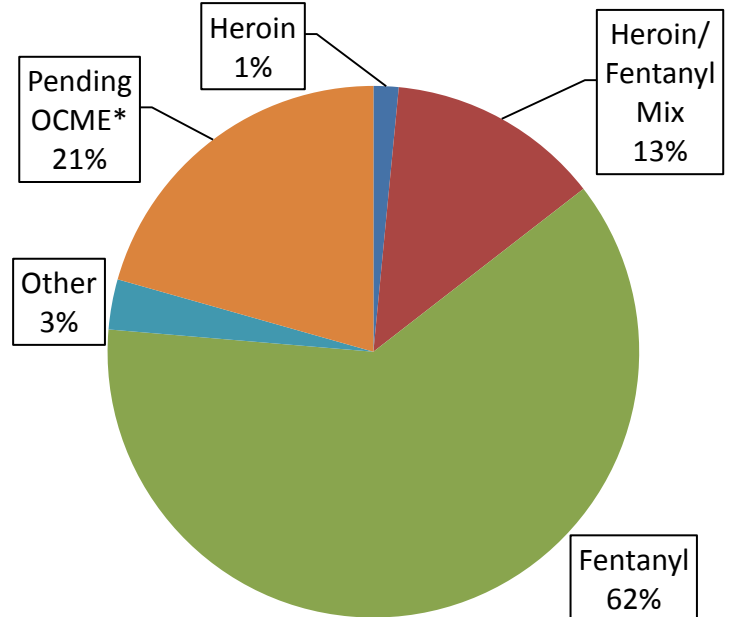
134

2018 FATAL OVERDOSES

This is a 38.1% increase from the 97 fatal overdoses YTD 2017.

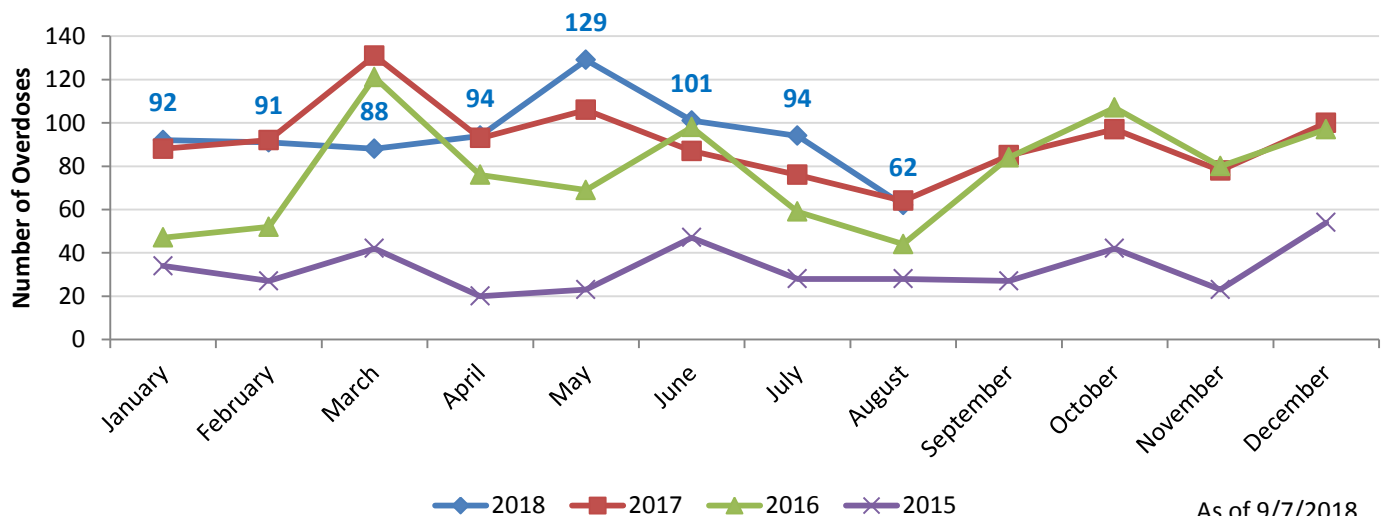
Source:
Anne Arundel County Police Department, as of
9/10/2018

**Substance(s) Involved in Fatal
Overdoses, 2018 (n=134)**



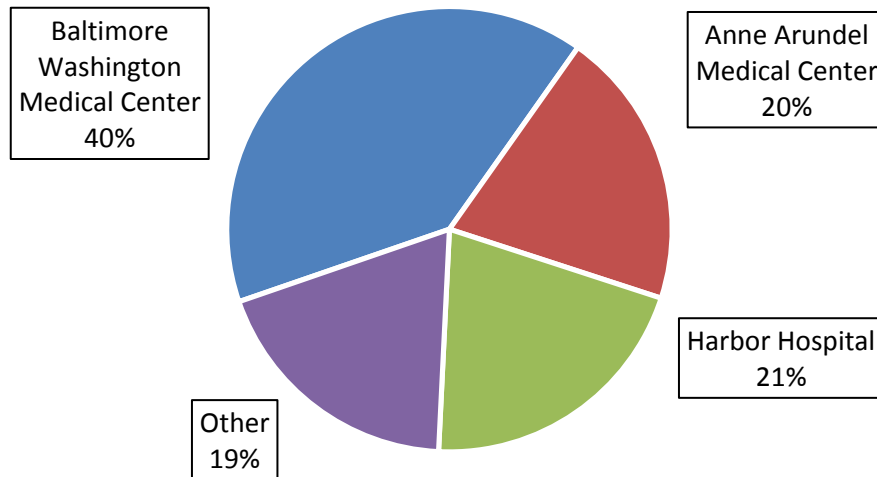
*OCME is the Office of the Chief Medical Examiner
Source: Anne Arundel County Police Department, as of 9/10/2018

Number of Monthly Overdoses Reported by Anne Arundel County Police

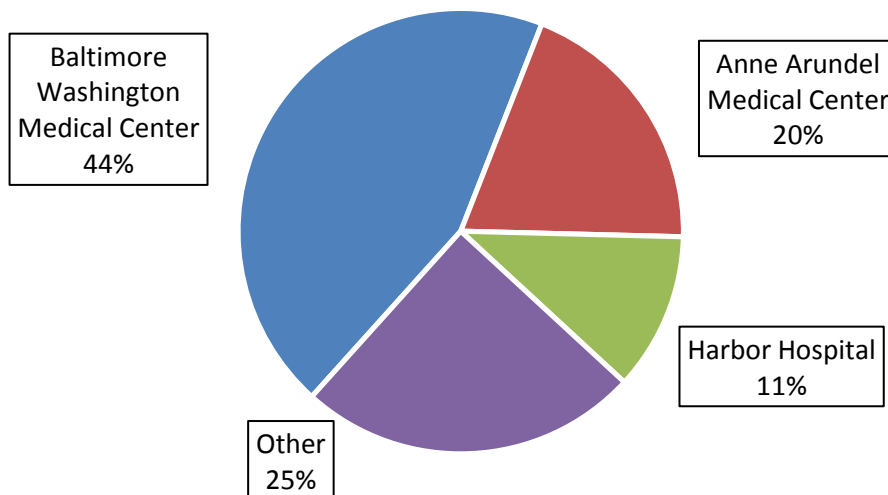


As of 9/7/2018

**Maryland Hospital Encounters for Overdose,
Anne Arundel County Residents, 2018 (n=549)**



**Maryland Hospital Encounters for Opioid-Related Diagnoses*,
Anne Arundel County Residents, YTD 2018 (n=637)**

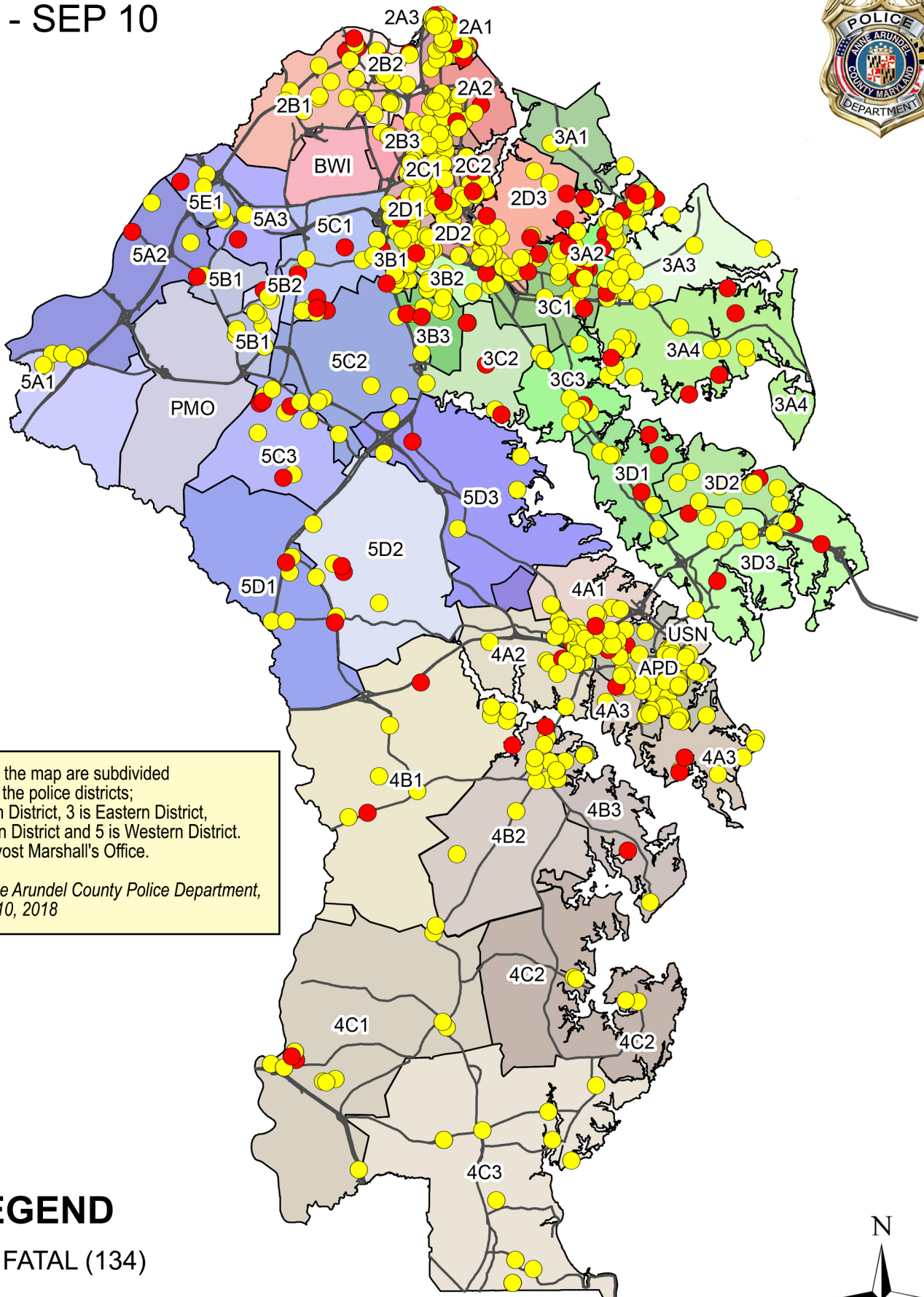


*These diagnoses include any ED visit related to opioid use other than overdose, e.g., opioid-related withdrawal symptoms, mental health co-occurring disorders with opioid abuse or dependence, and infections resulting from intravenous opioid use.
Source: *Electronic Surveillance System for the Early Notification of Community-Based Epidemics (ESSENCE)*. Maryland Department of Health as of 9/10/2018
NOTE: Data is suppressed with observations less than 11.

OPIOID OVERDOSES

JAN 1 - SEP 10

2018



Numbers on the map are subdivided areas within the police districts; 2 is Northern District, 3 is Eastern District, 4 is Southern District and 5 is Western District. PMO is Provost Marshall's Office.

Source: Anne Arundel County Police Department, September 10, 2018

LEGEND

- FATAL (134)
- NONFATAL (642)

