

OPIOID-RELATED DATA

ANNE ARUNDEL COUNTY, INCLUDING CITY OF ANNAPOLIS



714

2018 TOTAL OVERDOSES

This is a 2.4% increase from the 697 overdoses YTD 2017.



119

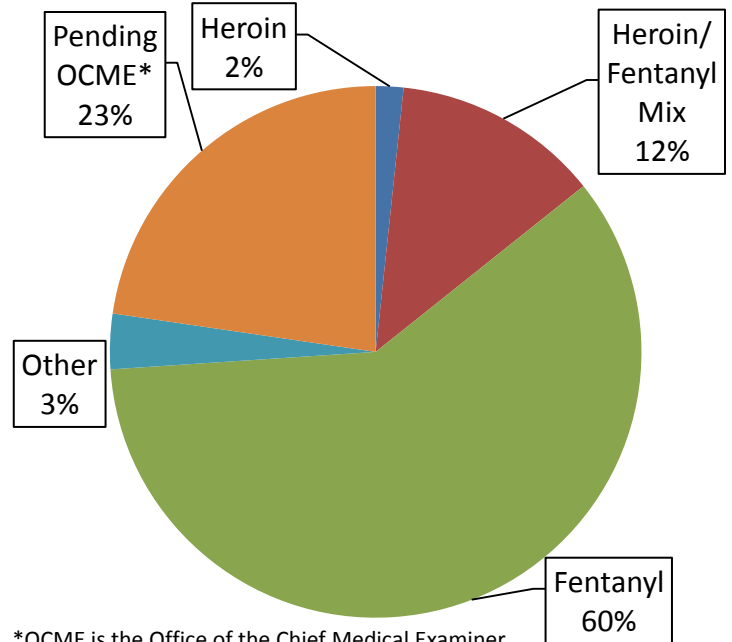
2018 FATAL OVERDOSES

This is a 33.7% increase from the 89 fatal overdoses YTD 2017.

Source:

Anne Arundel County Police Department, as of 8/14/2018

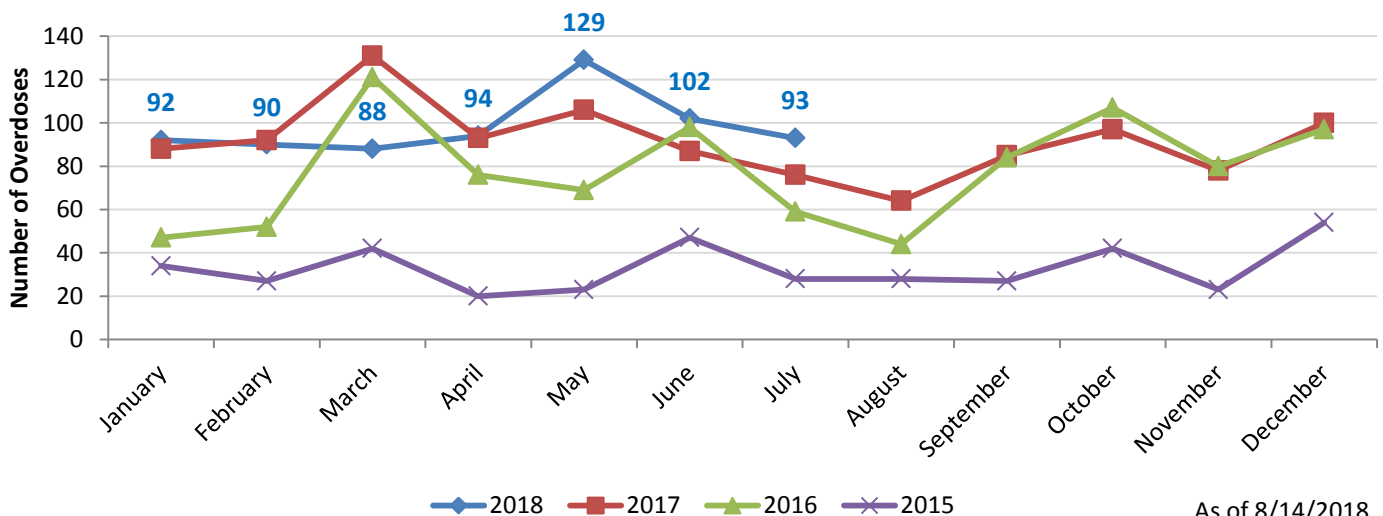
Substance(s) Involved in Fatal Overdoses, 2018 (N = 119)



*OCME is the Office of the Chief Medical Examiner

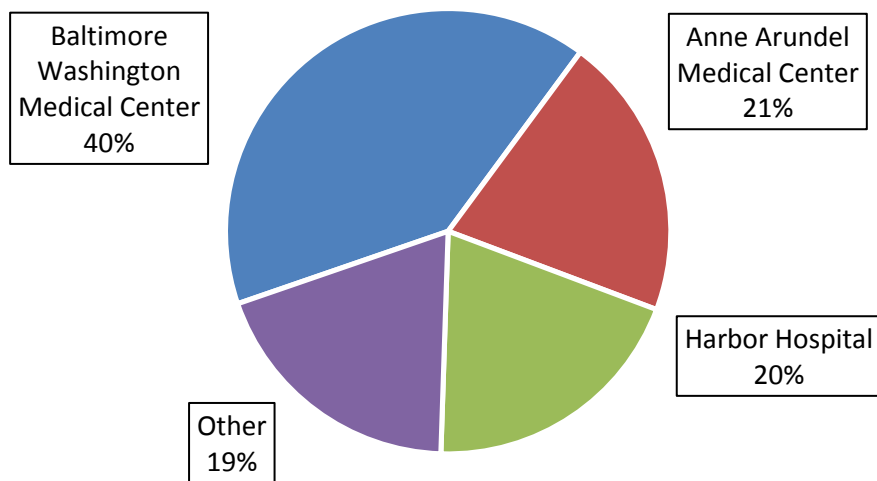
Source: Anne Arundel County Police Department, as of 8/14/2018

Number of Monthly Overdoses Reported by Anne Arundel County Police

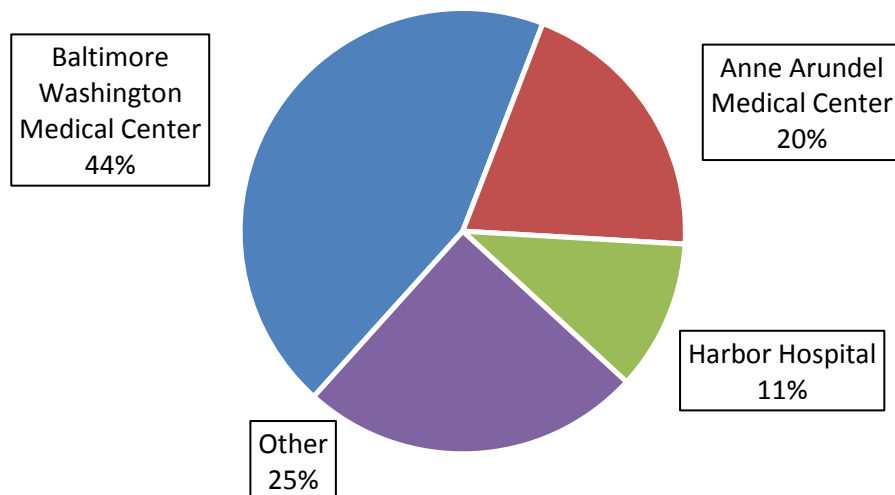


As of 8/14/2018

**Maryland Hospital Encounters for Overdose,
Anne Arundel County Residents, 2018 (N =500)**



**Maryland Hospital Encounters for Opioid-Related Diagnoses*,
Anne Arundel County Residents, YTD 2018 (N =568)**

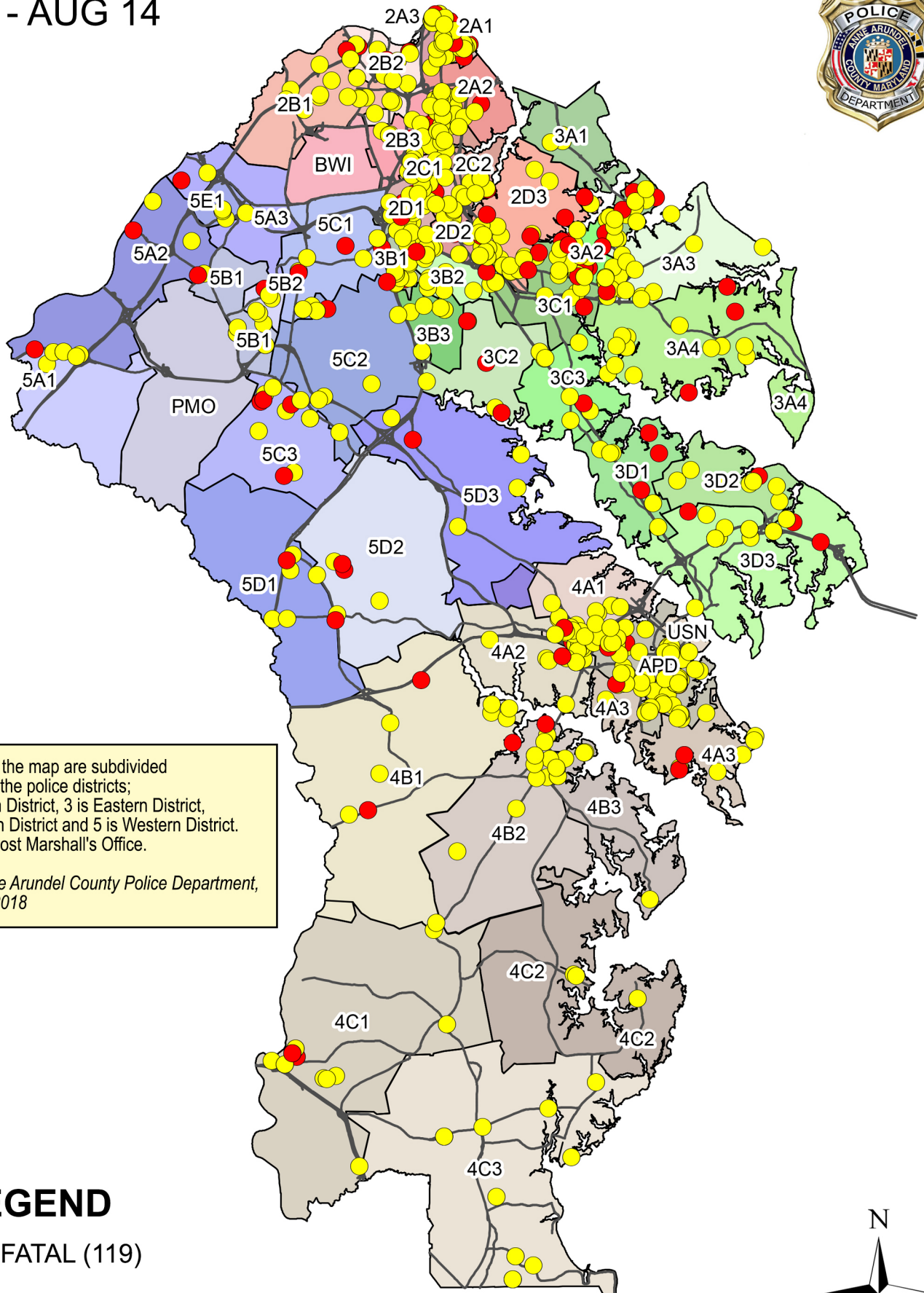


*These diagnoses include any ED visit related to opioid use other than overdose, e.g., opioid-related withdrawal symptoms, mental health co-occurring disorders with opioid abuse or dependence, and infections resulting from intravenous opioid use.
Source: *Electronic Surveillance System for the Early Notification of Community-Based Epidemics (ESSENCE)*. Maryland Department of Health as of 8/14/2018
NOTE: Data is suppressed with observations less than 11.

OPIOID OVERDOSES

JAN 1 - AUG 14

2018



Numbers on the map are subdivided areas within the police districts; 2 is Northern District, 3 is Eastern District, 4 is Southern District and 5 is Western District. PMO is Provost Marshall's Office.

Source: Anne Arundel County Police Department, August 14, 2018

LEGEND

- FATAL (119)
- NONFATAL (595)

