

# Opioid-Related Data

## Anne Arundel County, Including City of Annapolis

### Data as of May 7, 2019

291

### 2019 TOTAL OVERDOSES

This is a 28.0% decrease from the 404 overdoses YTD 2018.

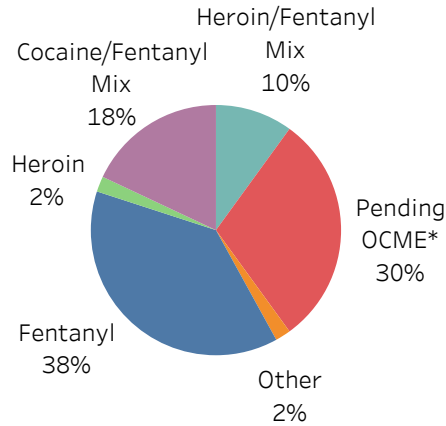
50

### 2019 FATAL OVERDOSES

This is a 32.4% decrease from the 74 fatal overdoses YTD 2018.

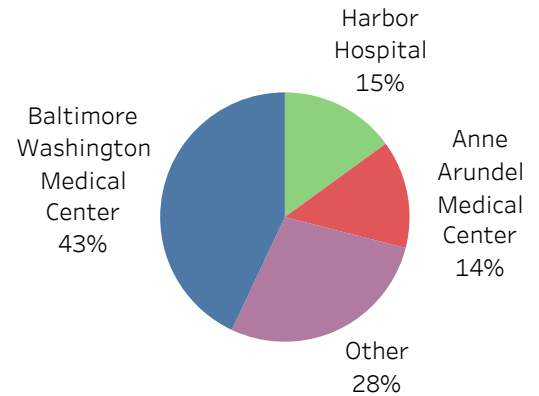
Source: Anne Arundel County Police Department

### Substances Involved in Fatal Opioid-Overdoses YTD 2019 (n=50)



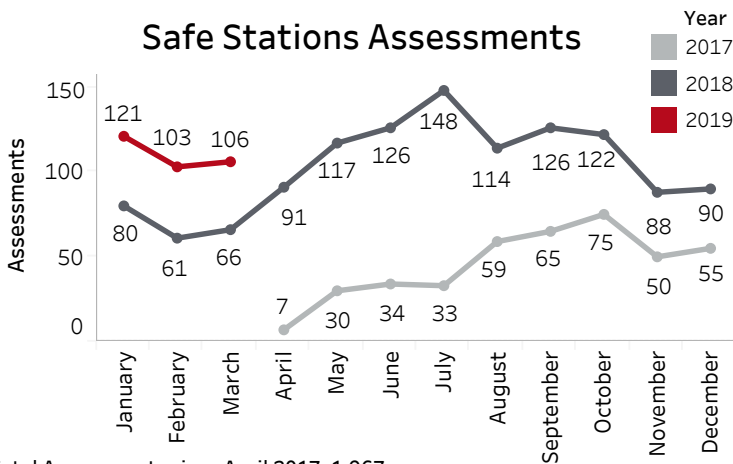
\* Office of the Chief Medical Examiner  
Source: Anne Arundel County Police Department

### Hospital Encounters for Opioid-Related Diagnoses\*\* YTD 2019 (n= 241)



\*\*Diagnoses include any Anne Arundel County resident ED visit related to opioid use other than overdose, e.g., withdrawal symptoms, mental health co-occurring disorders, and infections from intravenous opioid use.  
Source: Electronic Surveillance System for the Early Notification of Community-Based Epidemics. Maryland Department of Health

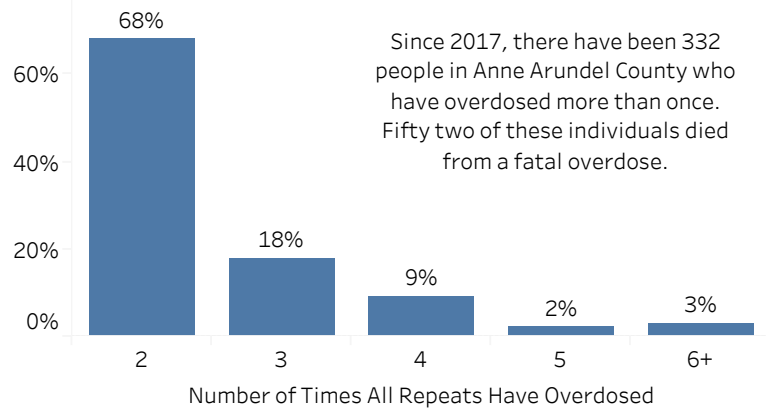
### Safe Stations Assessments



Total Assessments since April 2017: 1,967  
Total 2017 Assessments: 408  
Total 2018 Assessments: 1,229  
Total 2019 Assessments: 330

Source: Anne Arundel County Crisis Response

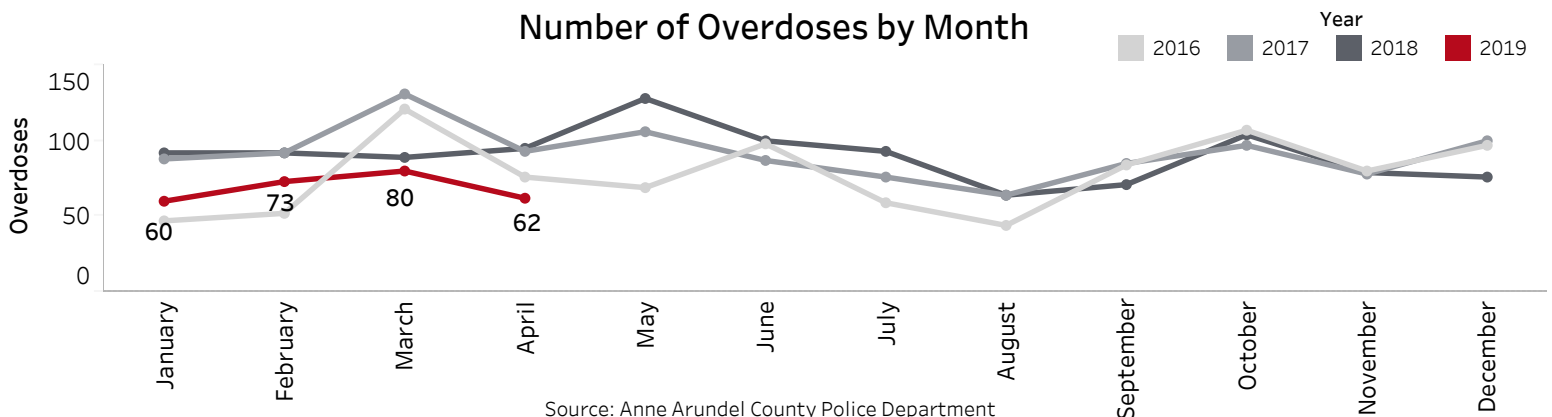
### Repeat Overdoses



Since 2017, there have been 332 people in Anne Arundel County who have overdosed more than once. Fifty two of these individuals died from a fatal overdose.

Source: Anne Arundel County Police Department

### Number of Overdoses by Month

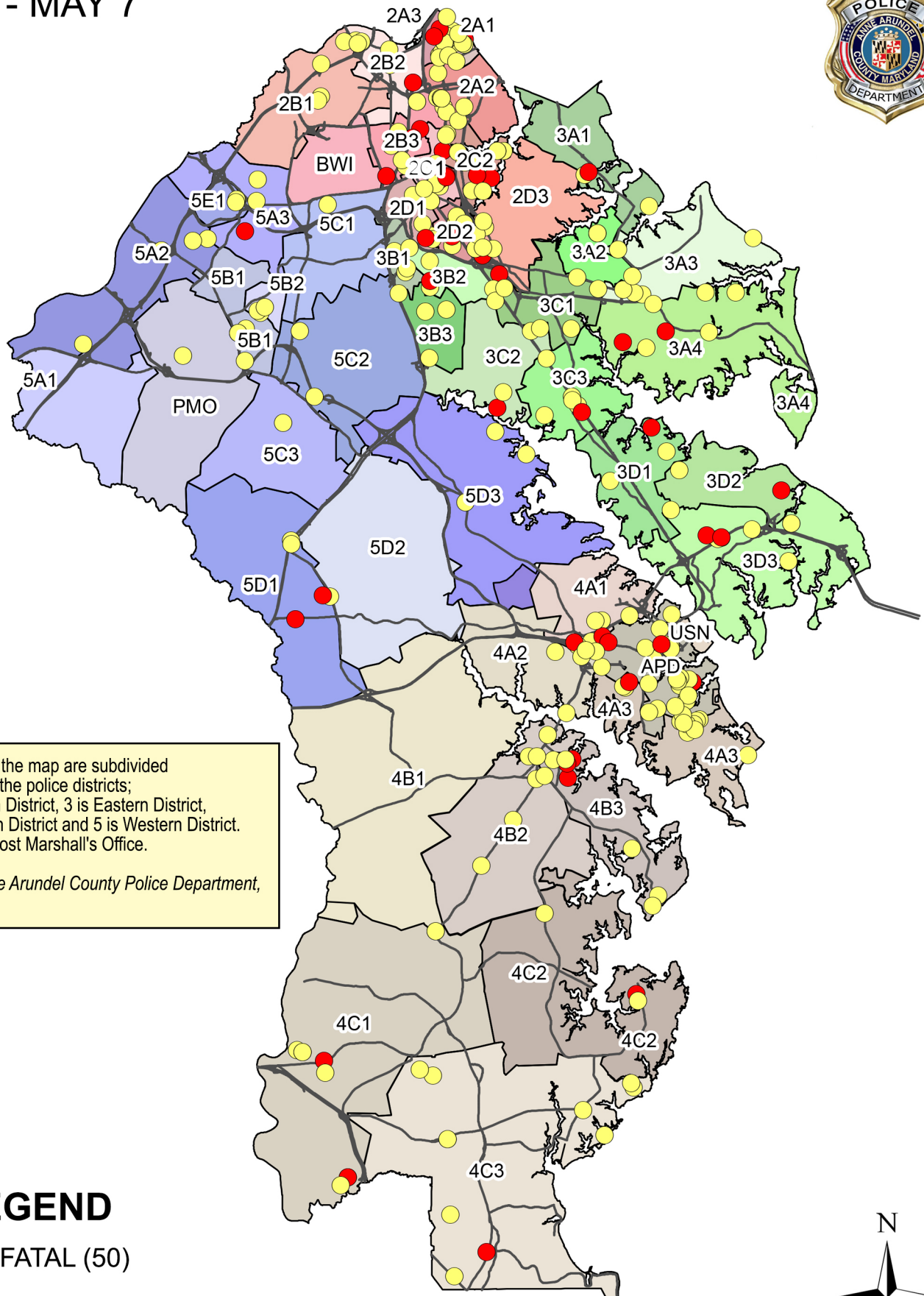


Source: Anne Arundel County Police Department

# OPIOID OVERDOSES

JAN 1 - MAY 7

2019



Numbers on the map are subdivided areas within the police districts; 2 is Northern District, 3 is Eastern District, 4 is Southern District and 5 is Western District. PMO is Provost Marshall's Office.

Source: Anne Arundel County Police Department, May 7, 2019

## LEGEND

- FATAL (50)
- NONFATAL (241)

