

## OPIOID-RELATED DATA

### ANNE ARUNDEL COUNTY, INCLUDING CITY OF ANNAPOLIS



**478**

**2018 TOTAL OVERDOSES**

This is a 5.2% decrease from the 504 overdoses YTD 2017.

Source: Anne Arundel County Police Department, as of 5/29/2018



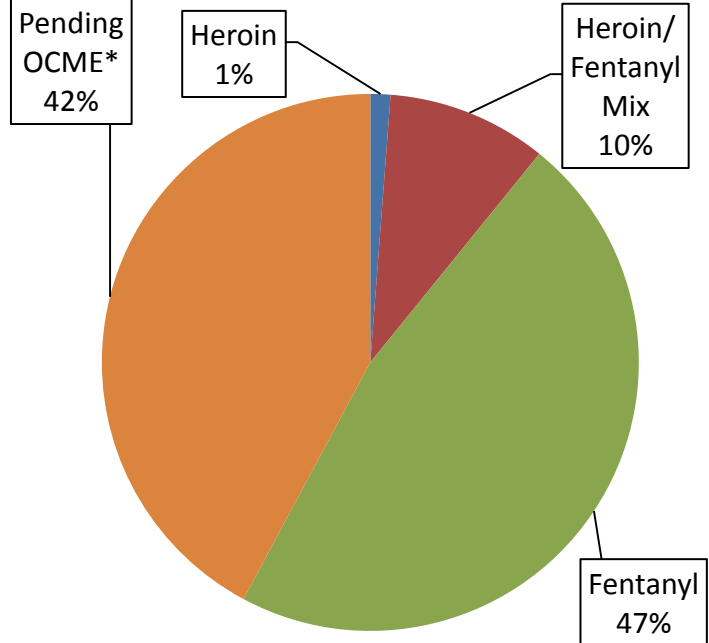
**83**

**2018 FATAL OVERDOSES**

This is an 25.8% increase from the 66 fatal overdoses YTD 2017.

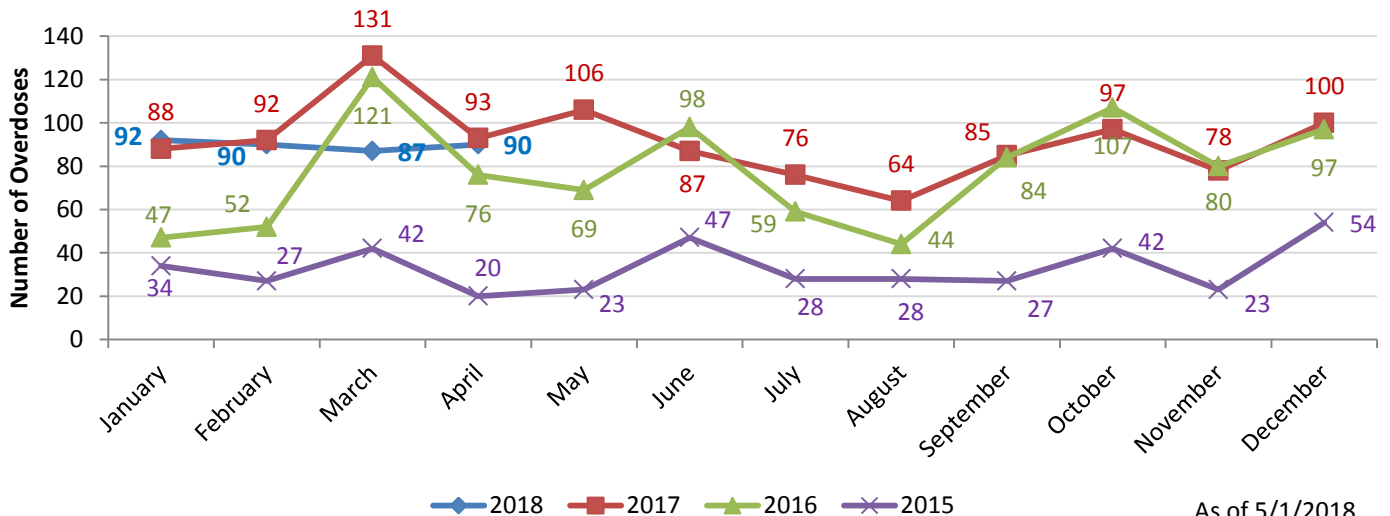
Source: Anne Arundel County Police Department, as of 5/29/2018

**Substance(s) Involved in Fatal Overdoses, 2018 (N = 83)**



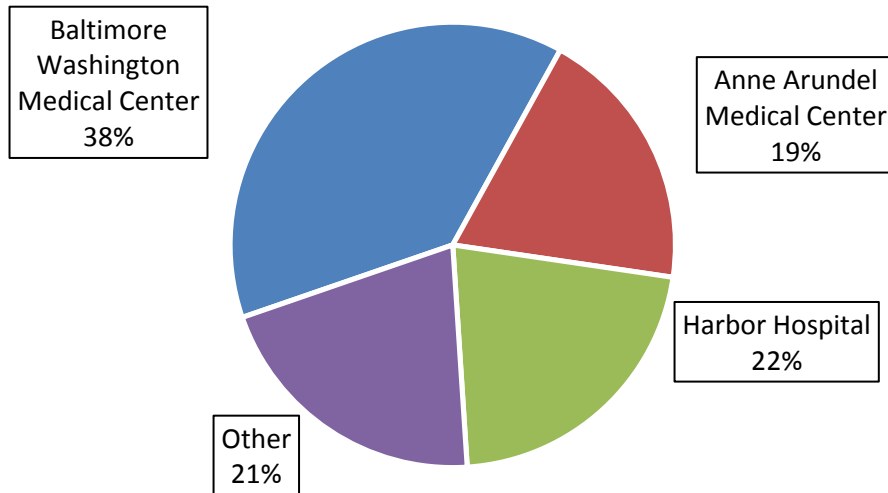
\*OCME is the Office of the Chief Medical Examiner  
 Source: Anne Arundel County Police Department, as of 5/29/2018

**Number of Monthly Overdoses Reported by Anne Arundel County Police**

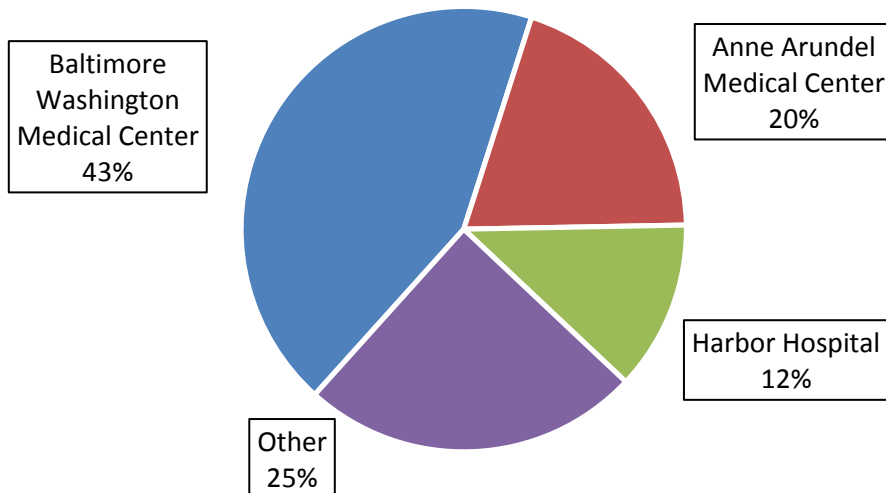


As of 5/1/2018

**Maryland Hospital Encounters for Overdose,  
 Anne Arundel County Residents, 2018 (N = 342)**



**Maryland Hospital Encounters for Opioid-Related Diagnoses\*,  
 Anne Arundel County Residents, YTD 2018 (N = 349)**

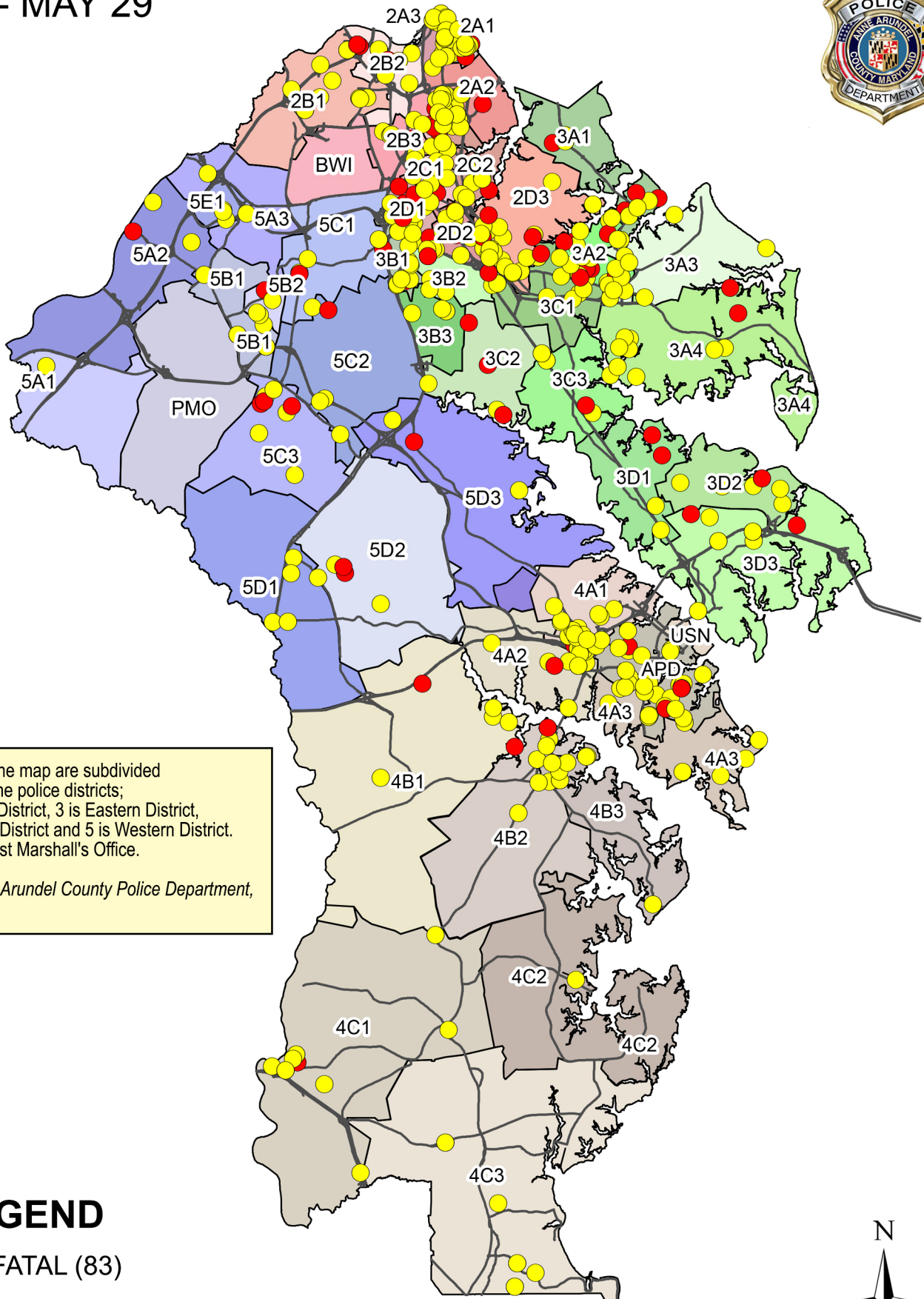


\*These diagnoses include any ED visit related to opioid use other than overdose, e.g., opioid-related withdrawal symptoms, mental health co-occurring disorders with opioid abuse or dependence, and infections resulting from intravenous opioid use.  
 Source: *Electronic Surveillance System for the Early Notification of Community-Based Epidemics (ESSENCE)*. Maryland Department of Health as of 5/29/2018  
 NOTE: Data is suppressed with observations less than 11.

# OPIOID OVERDOSES

## JAN 1 - MAY 29

### 2018



Numbers on the map are subdivided areas within the police districts; 2 is Northern District, 3 is Eastern District, 4 is Southern District and 5 is Western District. PMO is Provost Marshall's Office.

Source: Anne Arundel County Police Department, May 29, 2018

### LEGEND

- FATAL (83)
- NONFATAL (395)

