

Opioid-Related Data

Anne Arundel County, Including City of Annapolis

Data as of May 28, 2019

350

2019 TOTAL OVERDOSES

This is a 28.1% decrease from the 487 overdoses YTD 2018.

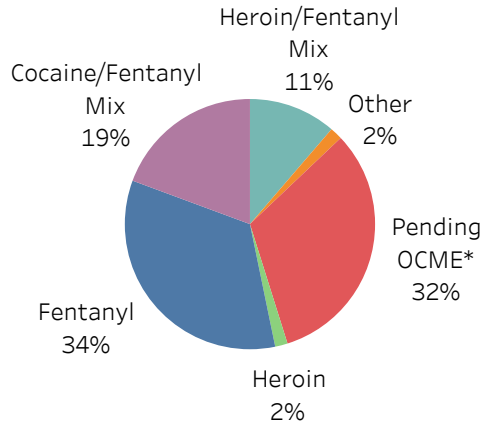
62

2019 FATAL OVERDOSES

This is a 25.3% decrease from the 83 fatal overdoses YTD 2018.

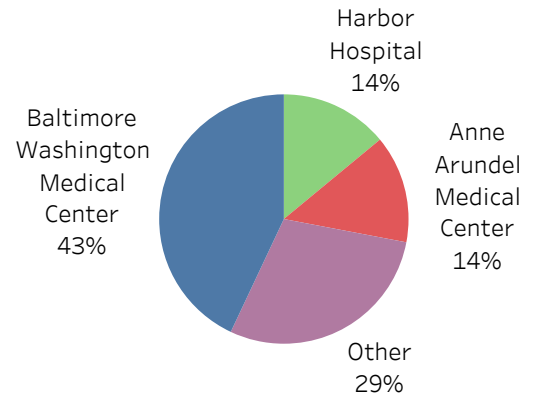
Source: Anne Arundel County Police Department

Substances Involved in Fatal Opioid-Overdoses YTD 2019 (n=62)



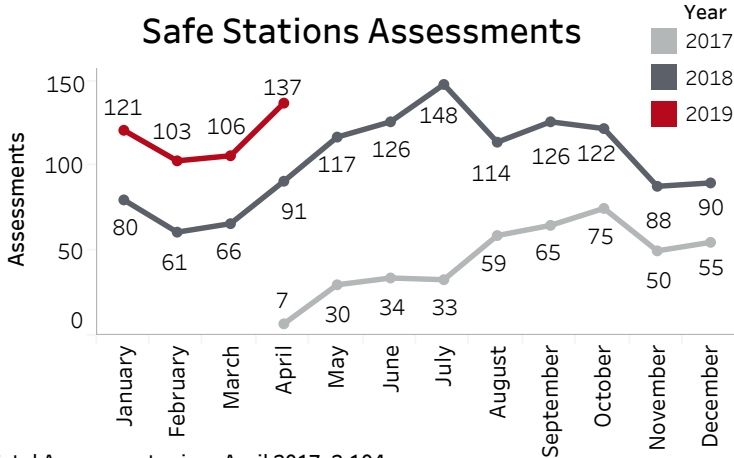
* Office of the Chief Medical Examiner
Source: Anne Arundel County Police Department

Hospital Encounters for Opioid-Related Diagnoses** YTD 2019 (n= 298)



**Diagnoses include any Anne Arundel County resident ED visit related to opioid use other than overdose, e.g., withdrawal symptoms, mental health co-occurring disorders, and infections from intravenous opioid use.
Source: Electronic Surveillance System for the Early Notification of Community-Based Epidemics. Maryland Department of Health

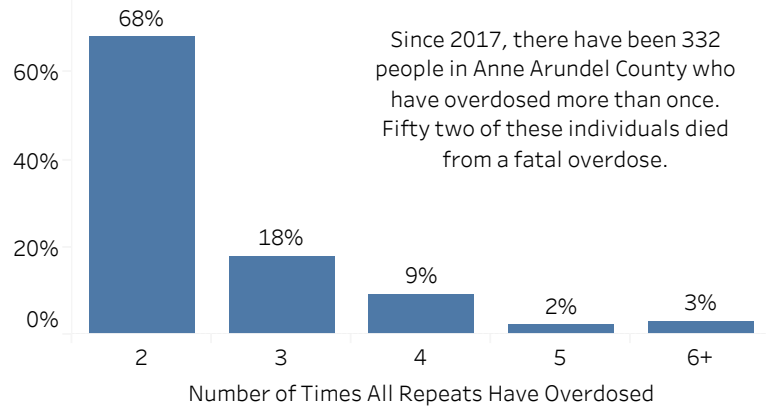
Safe Stations Assessments



Total Assessments since April 2017: 2,104
Total 2017 Assessments: 408
Total 2018 Assessments: 1,229
Total 2019 Assessments: 467

Source: Anne Arundel County Crisis Response

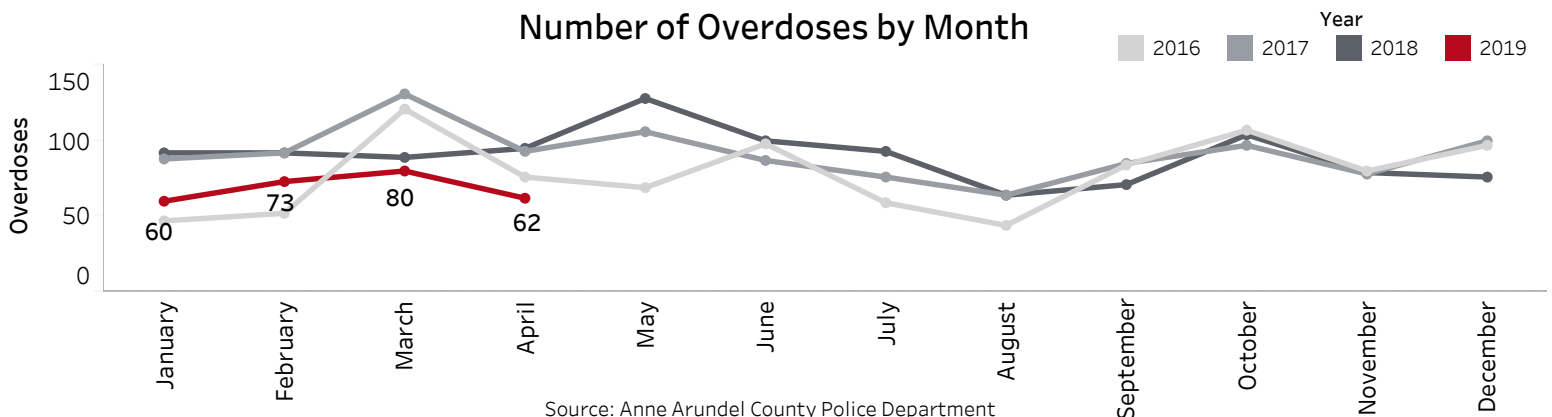
Repeat Overdoses



Since 2017, there have been 332 people in Anne Arundel County who have overdosed more than once. Fifty two of these individuals died from a fatal overdose.

Source: Anne Arundel County Police Department

Number of Overdoses by Month

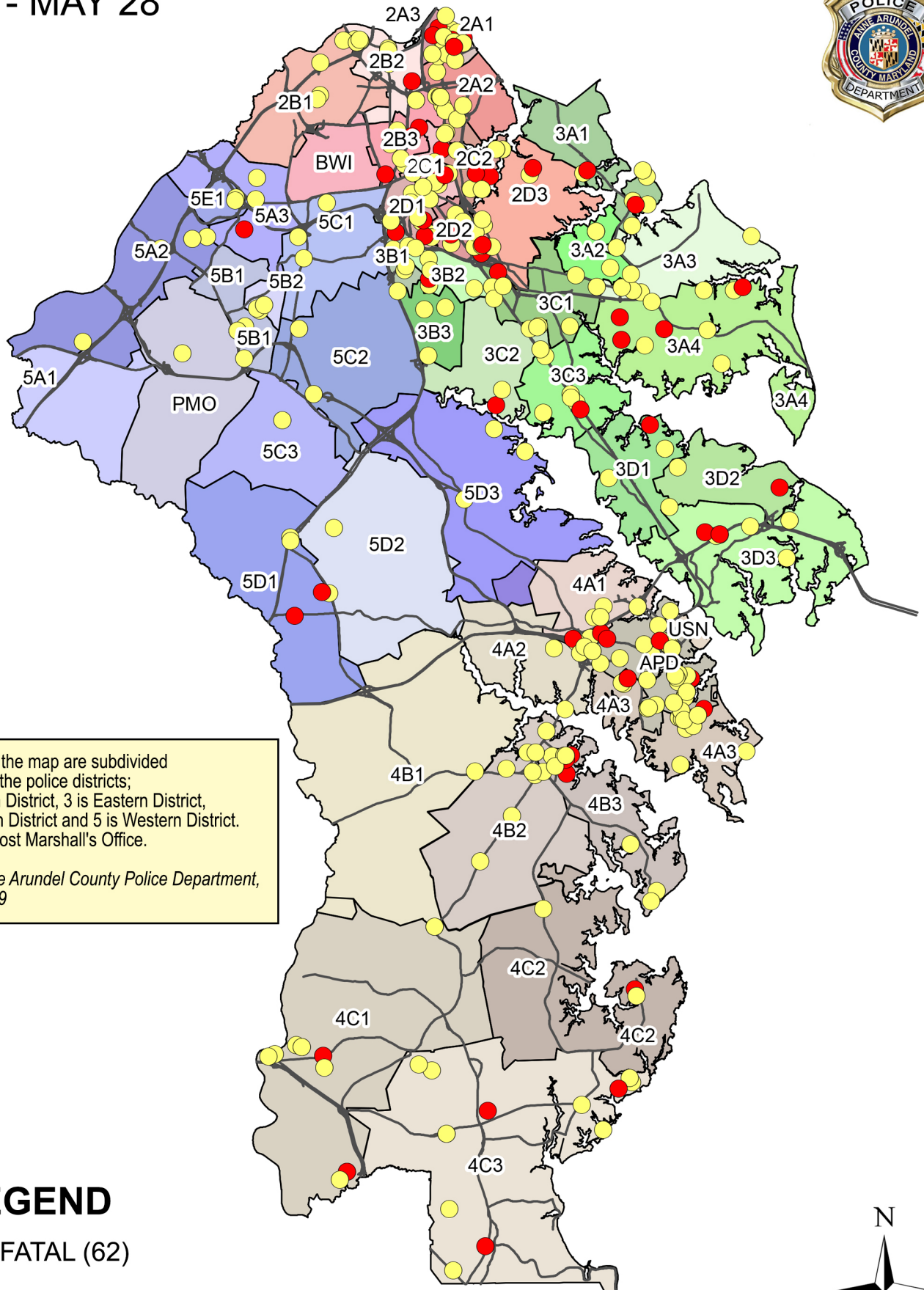


Source: Anne Arundel County Police Department

OPIOID OVERDOSES

JAN 1 - MAY 28

2019



Numbers on the map are subdivided areas within the police districts; 2 is Northern District, 3 is Eastern District, 4 is Southern District and 5 is Western District. PMO is Provost Marshall's Office.

Source: Anne Arundel County Police Department, May 28, 2019

LEGEND

- FATAL (62)
- NONFATAL (288)

