

Opioid-Related Data

Anne Arundel County, Including City of Annapolis

Data as of April 2, 2019

213

2019 TOTAL OVERDOSES

This is a 24.2% decrease from the 281 overdoses YTD 2018.

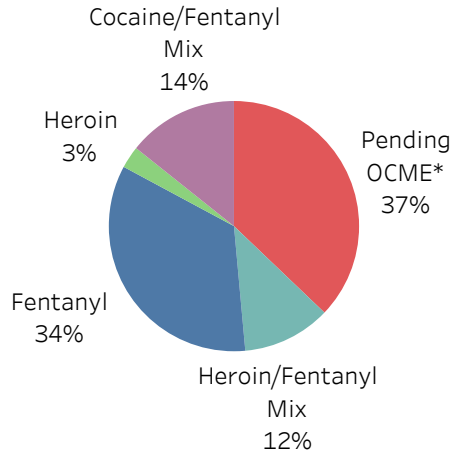
35

2019 FATAL OVERDOSES

This is a 32.7% decrease from the 52 fatal overdoses YTD 2018.

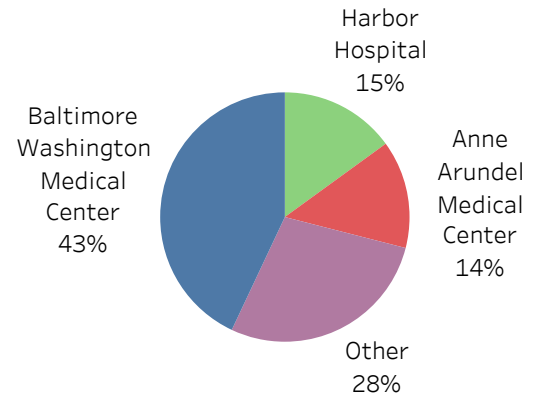
Source: Anne Arundel County Police Department

Substances Involved in Fatal Opioid-Overdoses YTD 2019 (n=35)



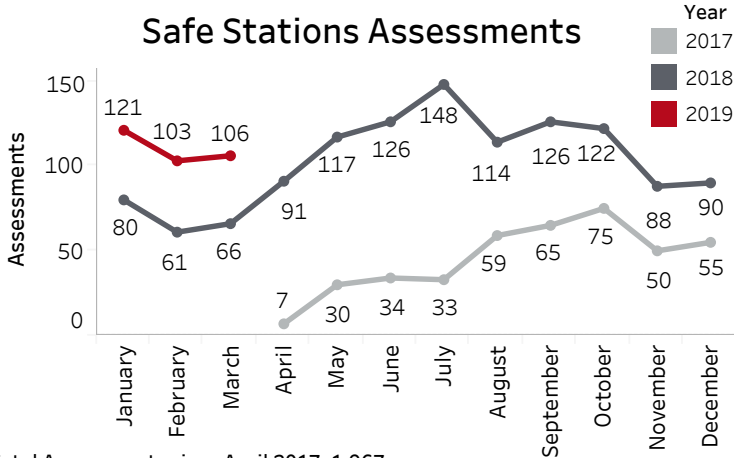
* Office of the Chief Medical Examiner
Source: Anne Arundel County Police Department

Hospital Encounters for Opioid-Related Diagnoses** YTD 2019 (n= 178)



**Diagnoses include any Anne Arundel County resident ED visit related to opioid use other than overdose, e.g., withdrawal symptoms, mental health co-occurring disorders, and infections from intravenous opioid use.
Source: Electronic Surveillance System for the Early Notification of Community-Based Epidemics. Maryland Department of Health

Safe Stations Assessments



Total Assessments since April 2017: 1,967

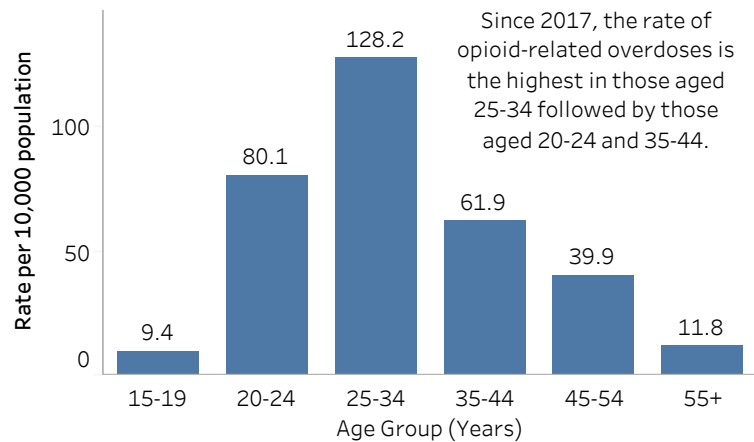
Total 2017 Assessments: 408

Total 2018 Assessments: 1,229

Total 2019 Assessments: 330

Source: Anne Arundel County Crisis Response

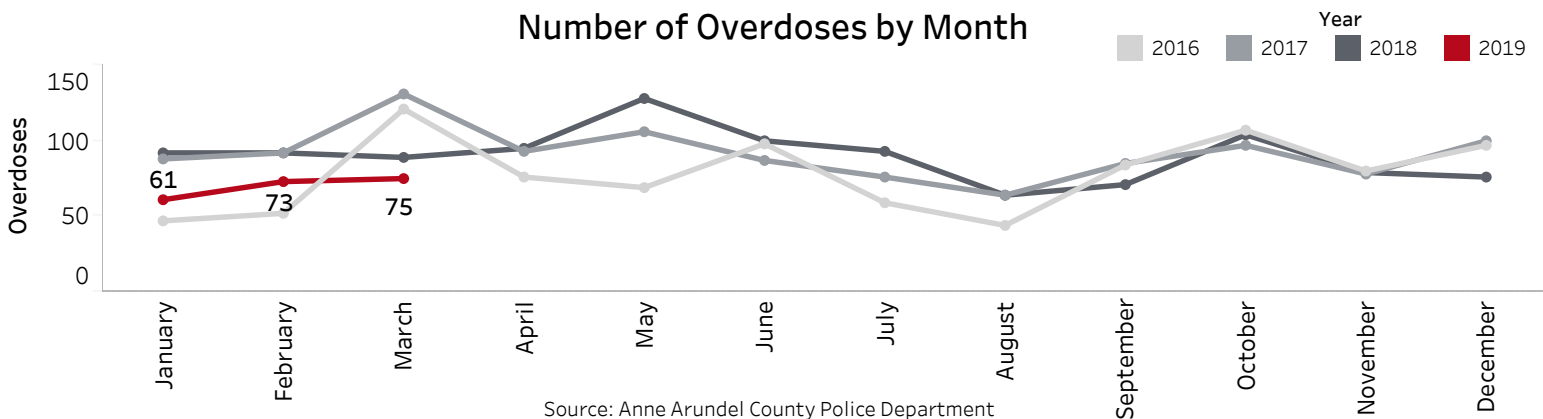
All Opioid-Overdoses by Age



Since 2017, the rate of opioid-related overdoses is the highest in those aged 25-34 followed by those aged 20-24 and 35-44.

Source: Anne Arundel County Police Department

Number of Overdoses by Month



Source: Anne Arundel County Police Department