

Opioid-Related Data

Anne Arundel County, Including City of Annapolis

Data as of March 26, 2019

198

2019 TOTAL OVERDOSES

This is a 22.0% decrease from the 254 overdoses YTD 2018.

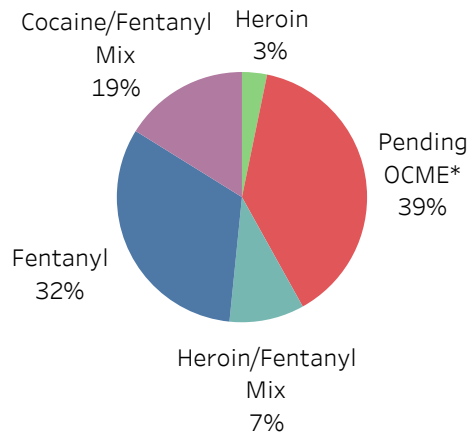
31

2019 FATAL OVERDOSES

This is a 32.6% decrease from the 46 fatal overdoses YTD 2018.

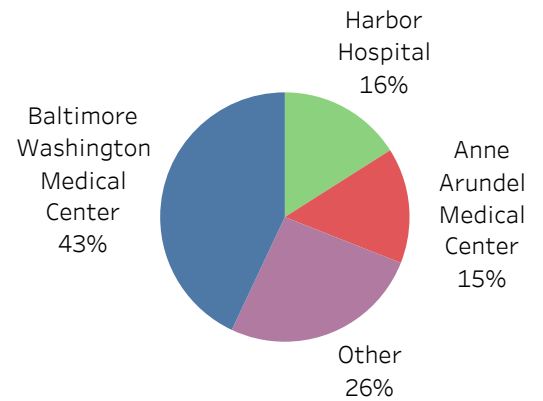
Source: Anne Arundel County Police Department

Substances Involved in Fatal Opioid-Overdoses YTD 2019 (n=31)



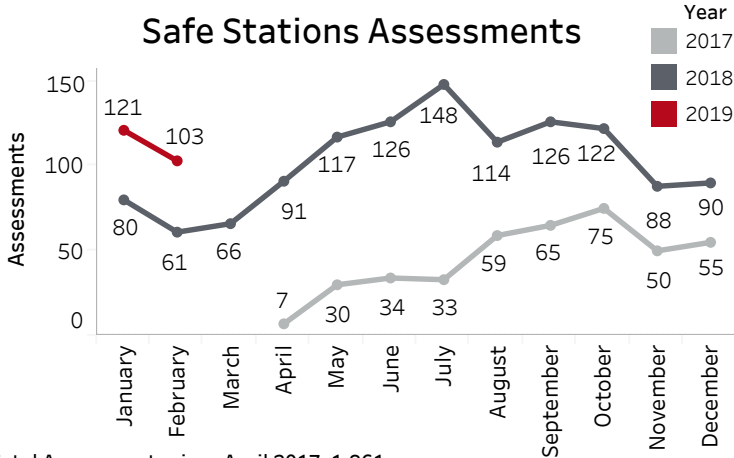
* Office of the Chief Medical Examiner
Source: Anne Arundel County Police Department

Hospital Encounters for Opioid-Related Diagnoses** YTD 2019 (n= 168)



**Diagnoses include any Anne Arundel County resident ED visit related to opioid use other than overdose, e.g., withdrawal symptoms, mental health co-occurring disorders, and infections from intravenous opioid use.
Source: Electronic Surveillance System for the Early Notification of Community-Based Epidemics. Maryland Department of Health

Safe Stations Assessments



Total Assessments since April 2017: 1,861

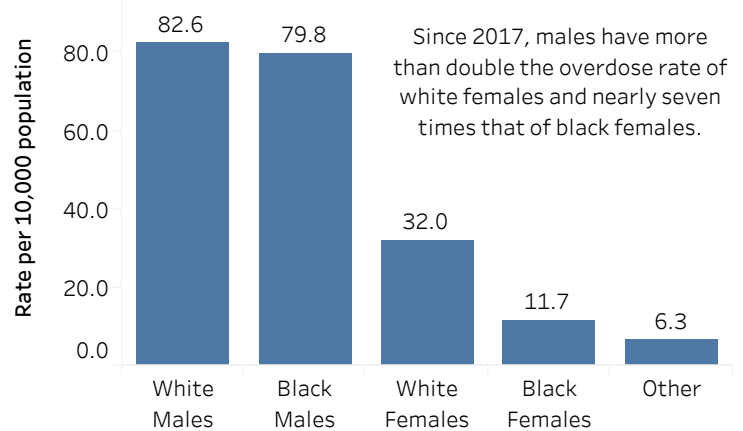
Total 2017 Assessments: 408

Total 2018 Assessments: 1,229

Total 2019 Assessments: 224

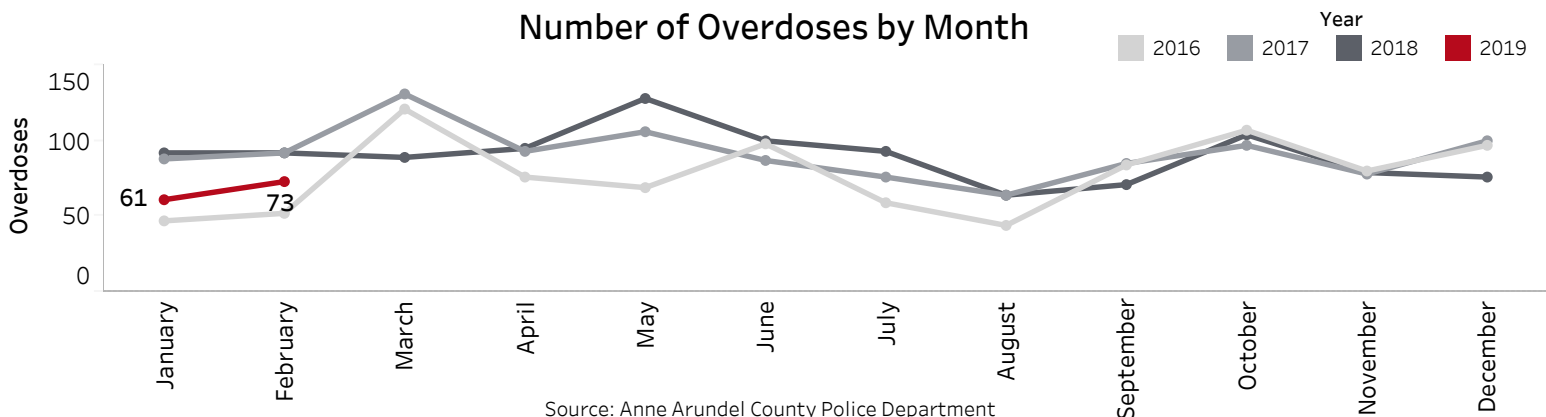
Source: Anne Arundel County Crisis Response

Opioid-Overdose Demographics



Source: Anne Arundel County Police Department and DOH Program Data

Number of Overdoses by Month



Source: Anne Arundel County Police Department