

Opioid-Related Data

Anne Arundel County, Including City of Annapolis

Data as of February 19, 2019

99

2019 TOTAL OVERDOSES

This is a 34.9% decrease from the 152 overdoses YTD 2018.

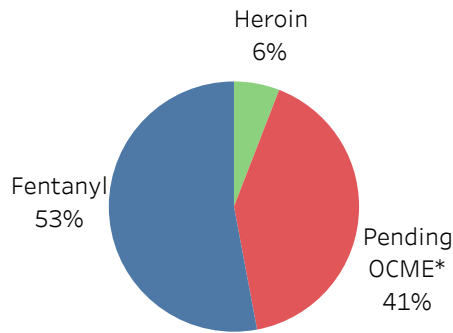
17

2019 FATAL OVERDOSES

This is a 39.3% decrease from the 28 fatal overdoses YTD 2018.

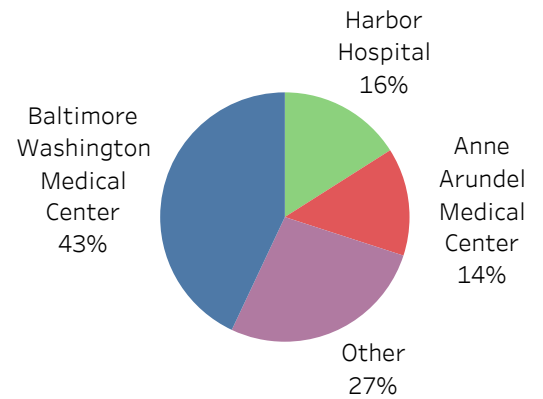
Source: Anne Arundel County Police Department

Substances Involved in Fatal Overdoses YTD 2019 (n=17)



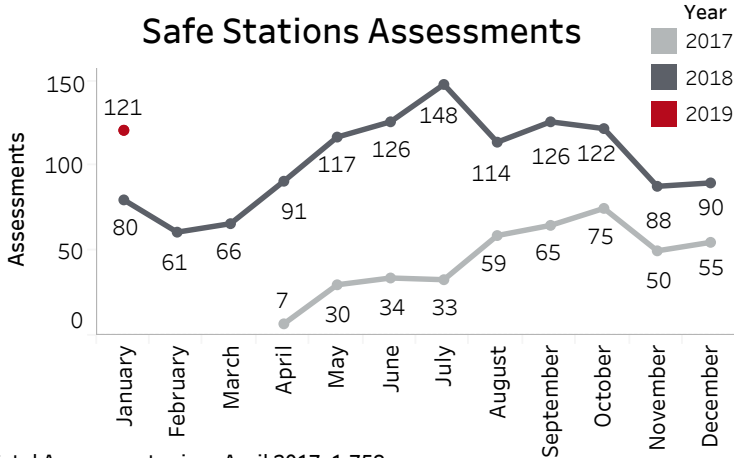
*OCME: Office of the Chief Medical Examiner
Source: Anne Arundel County Police Department

Hospital Encounters for Opioid-Related Diagnoses** YTD 2019 (n= 107)



**Diagnoses include any Anne Arundel County resident ED visit related to opioid use other than overdose, e.g., withdrawal symptoms, mental health co-occurring disorders, and infections from intravenous opioid use.
Source: Electronic Surveillance System for the Early Notification of Community-Based Epidemics. Maryland Department of Health

Safe Stations Assessments



Total Assessments since April 2017: 1,758

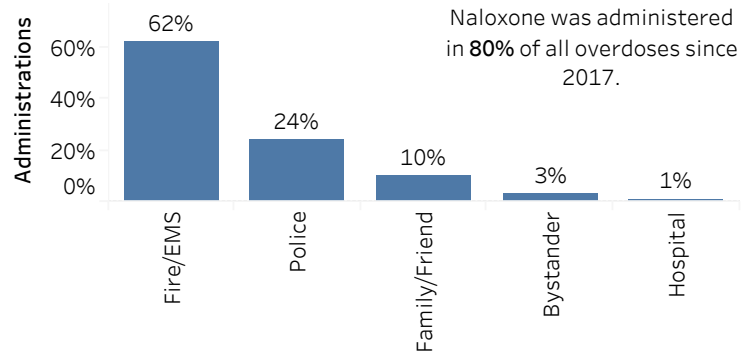
Total 2017 Assessments: 408

Total 2018 Assessments: 1,229

Total 2019 Assessments: 121

Source: Anne Arundel County Crisis Response

Naloxone Administration

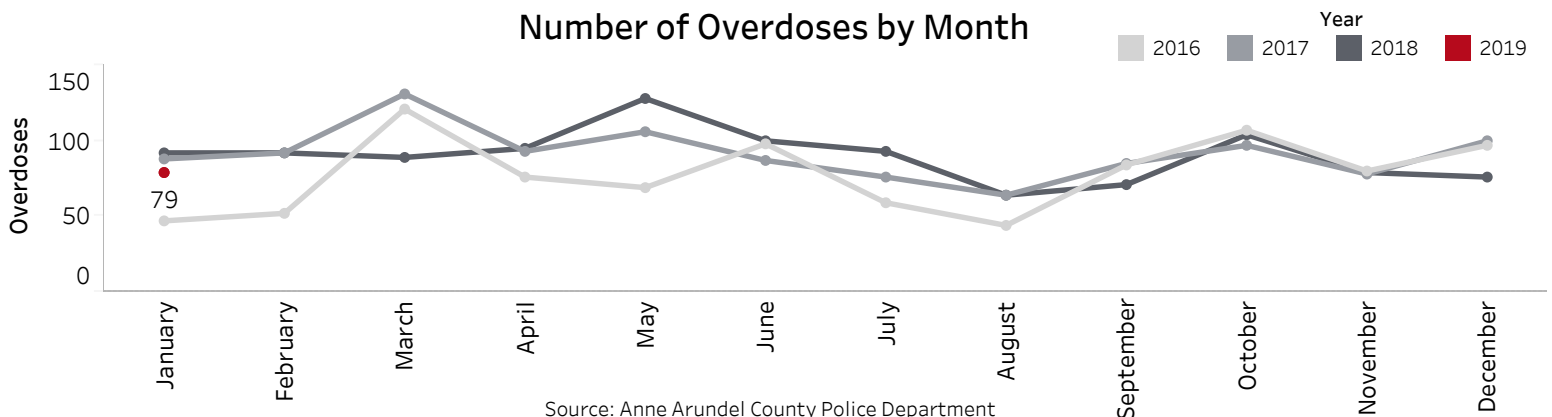


Naloxone was administered in 80% of all overdoses since 2017.

The Anne Arundel County Department of Health has distributed almost 4,000 naloxone kits as part of our Overdose Response Trainings since 2017, increasing administrations by family, friends, and bystanders to 13%.

Source: Anne Arundel County Police Department and DOH Program Data

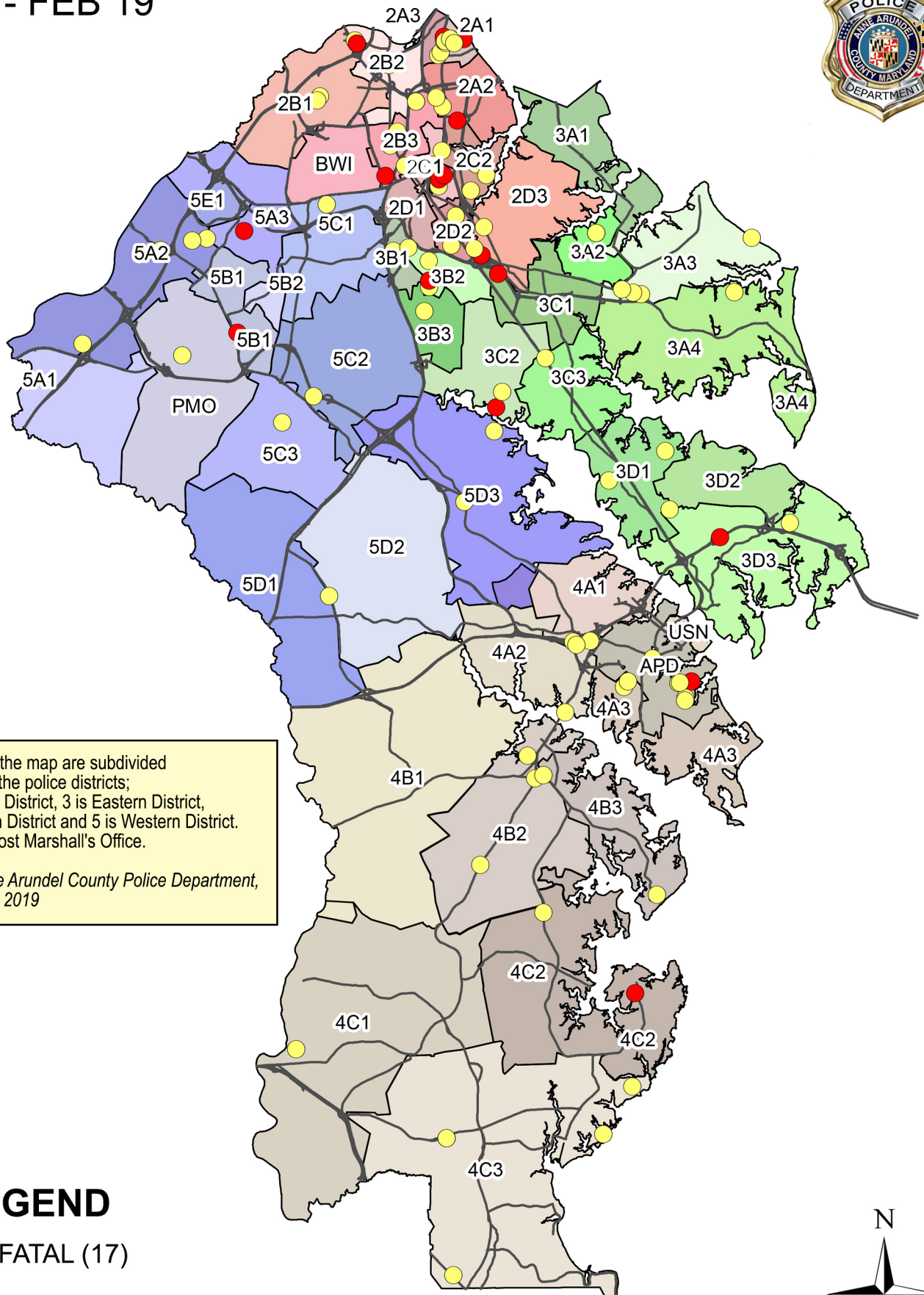
Number of Overdoses by Month



Source: Anne Arundel County Police Department

OPIOID OVERDOSES

JAN 1 - FEB 19
2019



Numbers on the map are subdivided areas within the police districts; 2 is Northern District, 3 is Eastern District, 4 is Southern District and 5 is Western District. PMO is Provost Marshall's Office.

Source: Anne Arundel County Police Department, February 19, 2019

LEGEND

- FATAL (17)
- NONFATAL (83)

