

Opioid-Related Data

Anne Arundel County, Including City of Annapolis

Data as of October 1, 2019

Note: The data in this report are preliminary pending Office of the Medical Examiner review and may fluctuate week to week as toxicology reports are obtained.

657

2019 TOTAL OVERDOSES

This is a 20.4% decrease from the 825 overdoses YTD 2018.

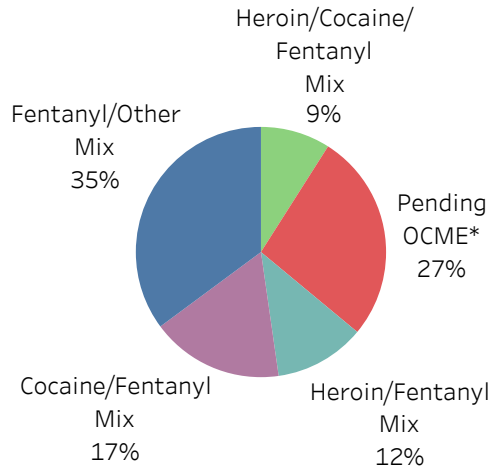
111

2019 FATAL OVERDOSES

This is a 17.8% decrease from the 135 fatal overdoses YTD 2018.

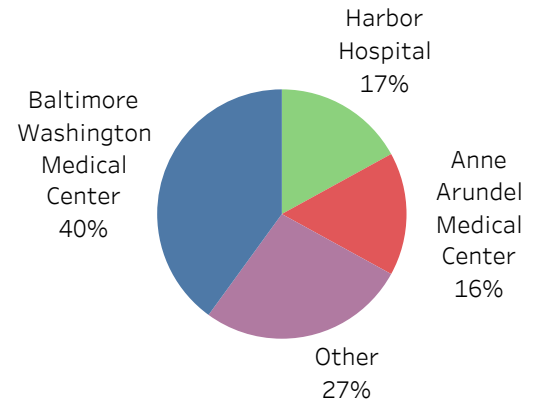
Source: Anne Arundel County Police Department

Substances Involved in Fatal Opioid Overdoses YTD 2019 (n=111)



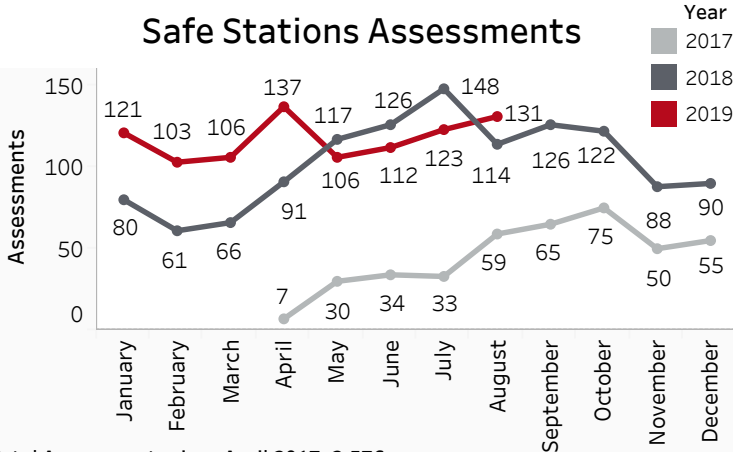
* Office of the Chief Medical Examiner
Source: Anne Arundel County Police Department

Hospital Encounters for Opioid-Related Diagnoses** YTD 2019 (n= 545)



**Diagnoses include any Anne Arundel County resident ED visit related to opioid use other than overdose, e.g., withdrawal symptoms, mental health co-occurring disorders, and infections from intravenous opioid use.
Source: Electronic Surveillance System for the Early Notification of Community-Based Epidemics. Maryland Department of Health

Safe Stations Assessments



Total Assessments since April 2017: 2,576

Total 2017 Assessments: 408

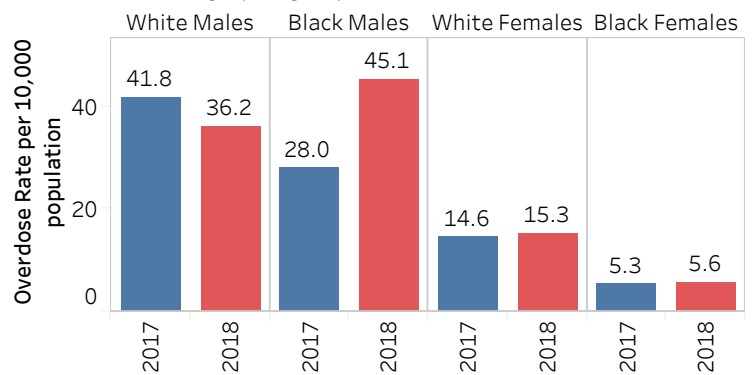
Total 2018 Assessments: 1,229

Total 2019 Assessments: 939

Source: Anne Arundel County Crisis Response

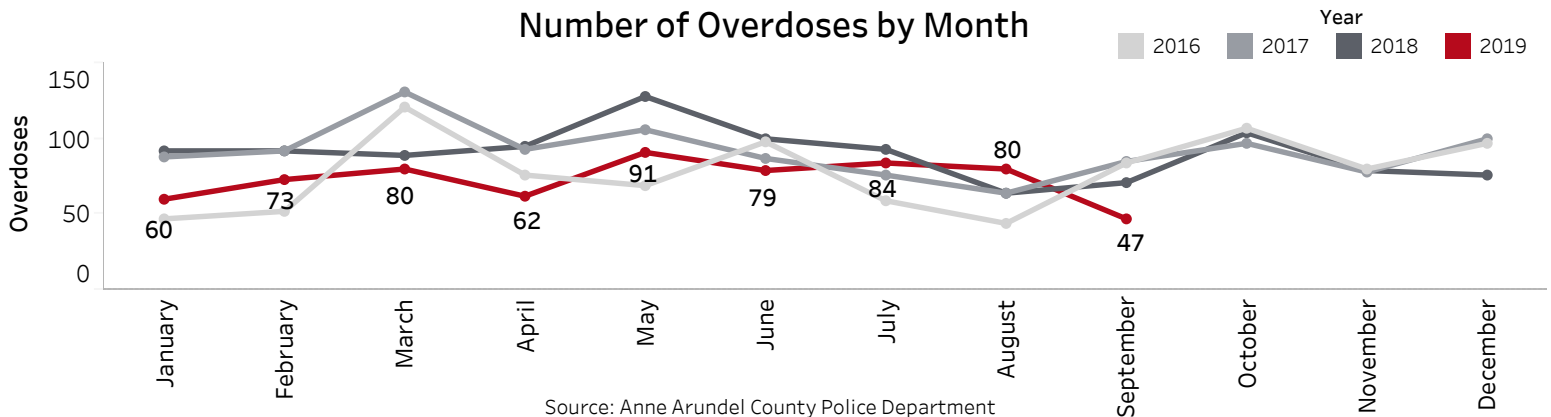
Opioid Overdose Demographics

The rate of opioid overdoses increased over 60% in Black males from 2017 to 2018 but either decreased or remained stable in the other demographic groups.



Source: Anne Arundel County Police Department

Number of Overdoses by Month



Source: Anne Arundel County Police Department