



**431**

**2022 TOTAL OVERDOSES**

This is a 20.5% decrease from the **542** overdoses YTD 2021.

**75**

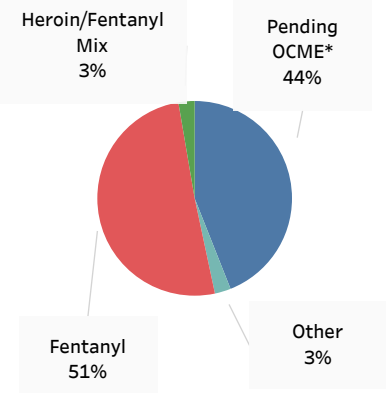
**2022 FATAL OVERDOSES**

This is a 32.4% decrease from the **111** fatal overdoses YTD 2021.

Source: Anne Arundel County and Annapolis Police Departments

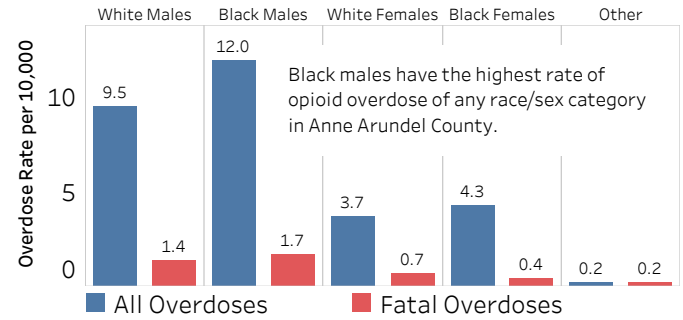
### Substances Involved in Fatal Opioid Overdoses YTD 2022 (n=75)

\* Office of the Chief Medical Examiner  
Source: Anne Arundel County and Annapolis Police Departments

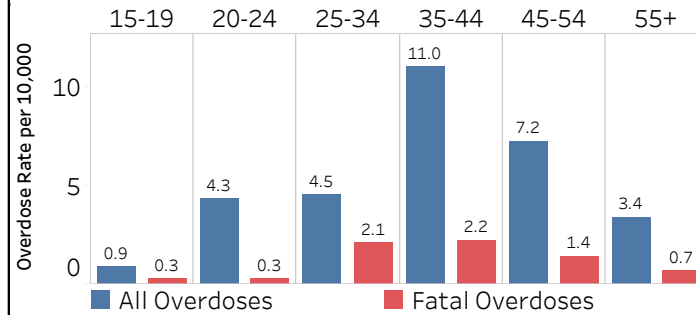


Substances can include fentanyl, heroin, heroin/fentanyl mix, opioid analogues and other opioid substances.

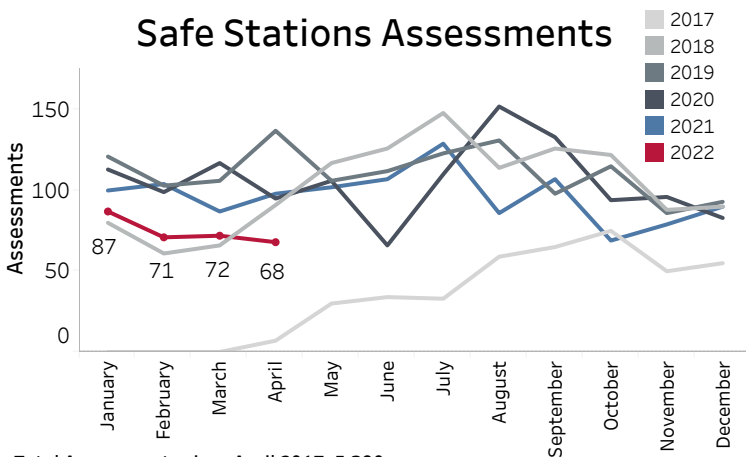
### Opioid Overdose Demographics, YTD 2022



### Opioid Overdoses by Age, YTD 2022



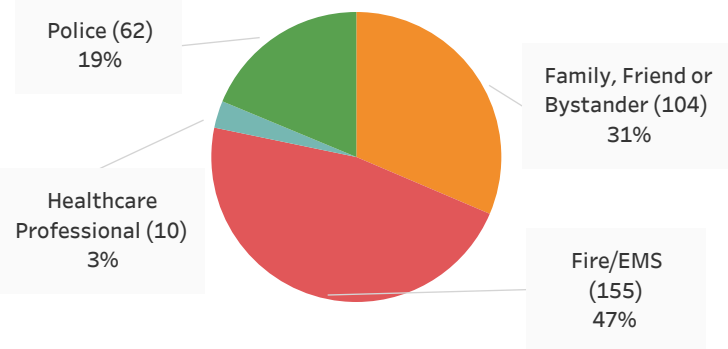
### Safe Stations Assessments



Total Assessments since April 2017: 5,390  
Total 2019 Assessments: 1,331  
Total 2020 Assessments: 1,264  
Total 2021 Assessments: 1,158

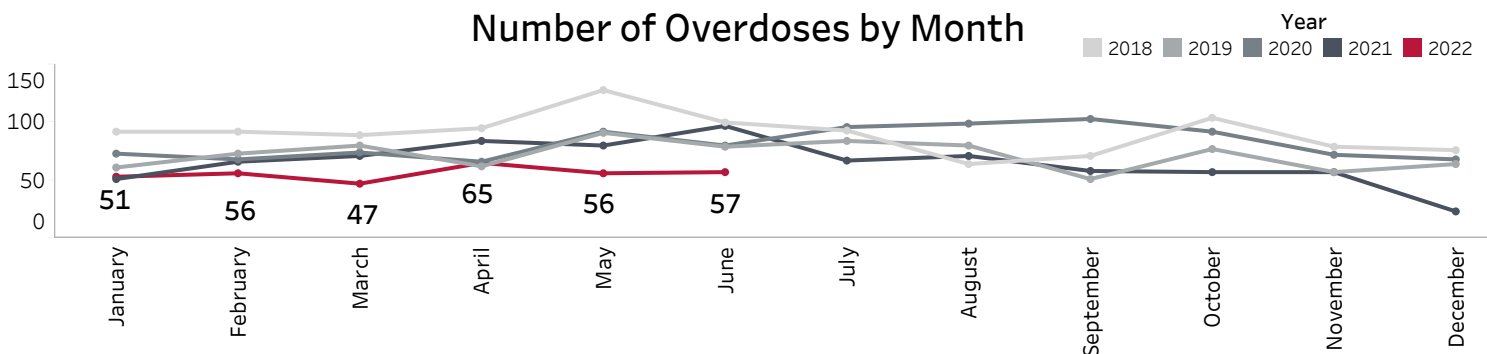
Source: Anne Arundel County Crisis Response

### Naloxone Administration By Whom YTD 2022 (n=331)



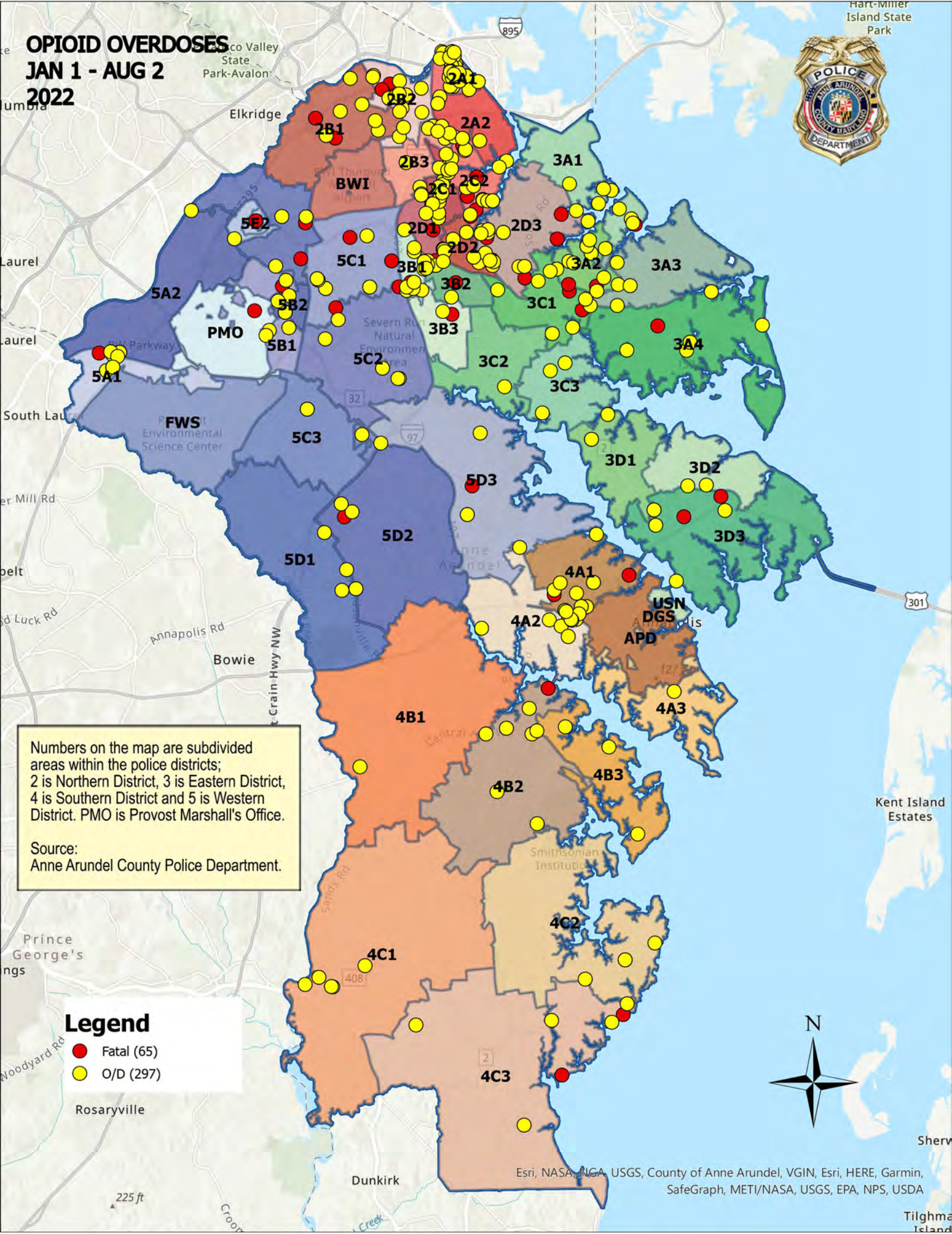
All incidents where naloxone administered by whom is known for fatal and non-fatal overdoses, including administration by multiple individuals.

### Number of Overdoses by Month



# OPIOID OVERDOSES

JAN 1 - AUG 2  
2022



Numbers on the map are subdivided areas within the police districts; 2 is Northern District, 3 is Eastern District, 4 is Southern District and 5 is Western District. PMO is Provost Marshall's Office.

Source: Anne Arundel County Police Department.

**Legend**

- Fatal (65)
- O/D (297)

