

# Opioid-Related Data

## Anne Arundel County, Including City of Annapolis

### Data as of June 7, 2022

Note: The data in this report are preliminary pending Office of the Medical Examiner review and may fluctuate week to week as toxicology reports are obtained. Weekly reports may vary from previous year data.

**304**

**2022 TOTAL OVERDOSES**

This is a 22.6% decrease from the **393** overdoses YTD 2021.

**54**

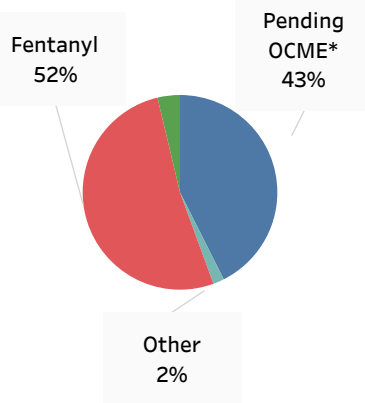
**2022 FATAL OVERDOSES**

This is a 40.7% decrease from the **91** fatal overdoses YTD 2021.

Source: Anne Arundel County and Annapolis Police Departments

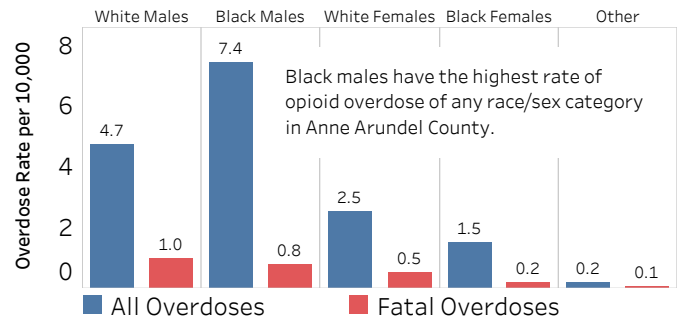
### Substances Involved in Fatal Opioid Overdoses YTD 2022 (n=54)

\* Office of the Chief Medical Examiner  
Source: Anne Arundel County and Annapolis Police Departments

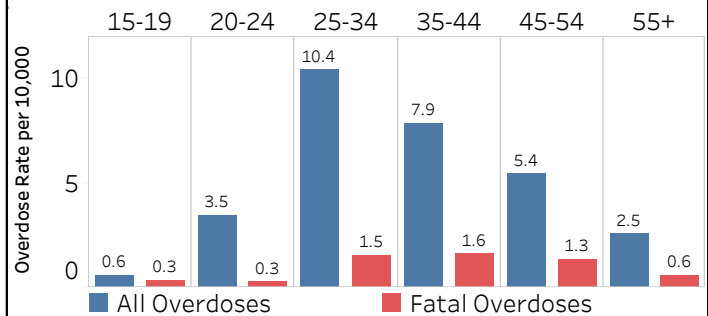


Substances can include fentanyl, heroin, heroin/fentanyl mix, opioid analogues and other opioid substances.

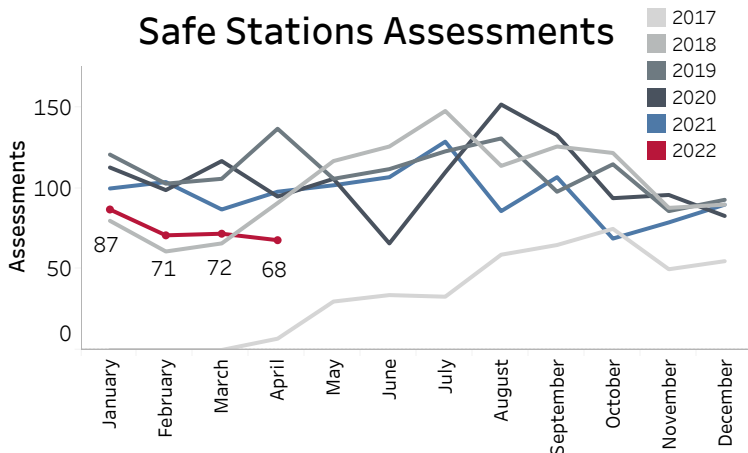
### Opioid Overdose Demographics, YTD 2022



### Opioid Overdoses by Age, YTD 2022



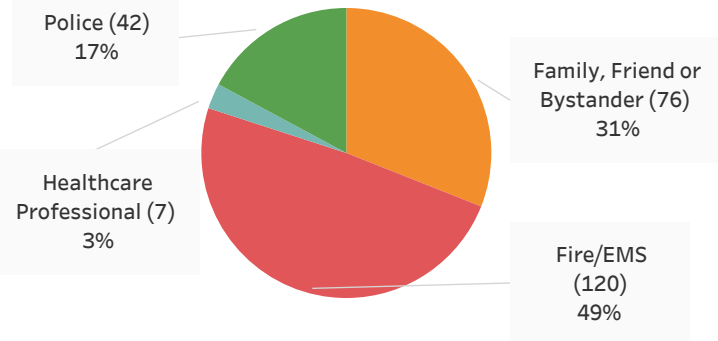
### Safe Stations Assessments



Total Assessments since April 2017: 5,390  
Total 2019 Assessments: 1,331  
Total 2020 Assessments: 1,264  
Total 2021 Assessments: 1,158

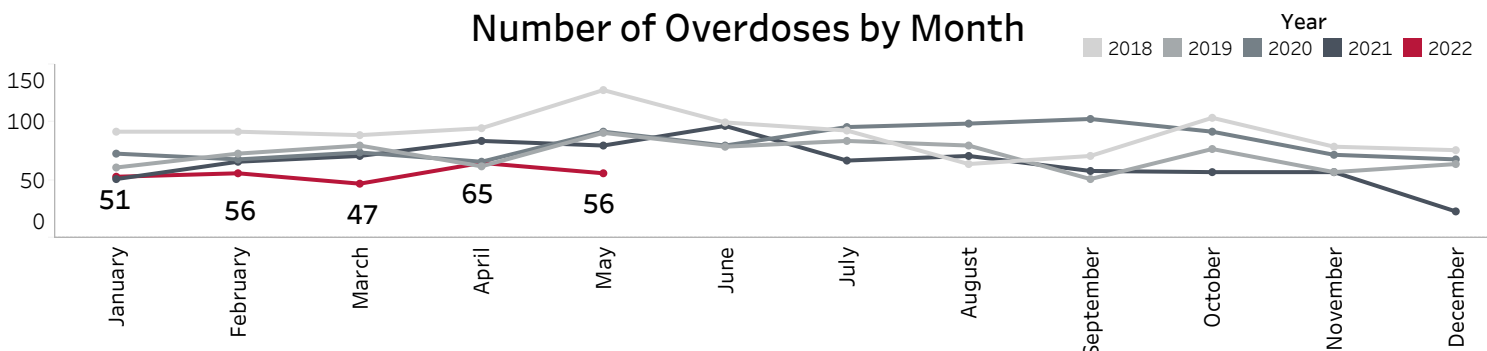
Source: Anne Arundel County Crisis Response

### Naloxone Administration By Whom YTD 2022 (n=245)



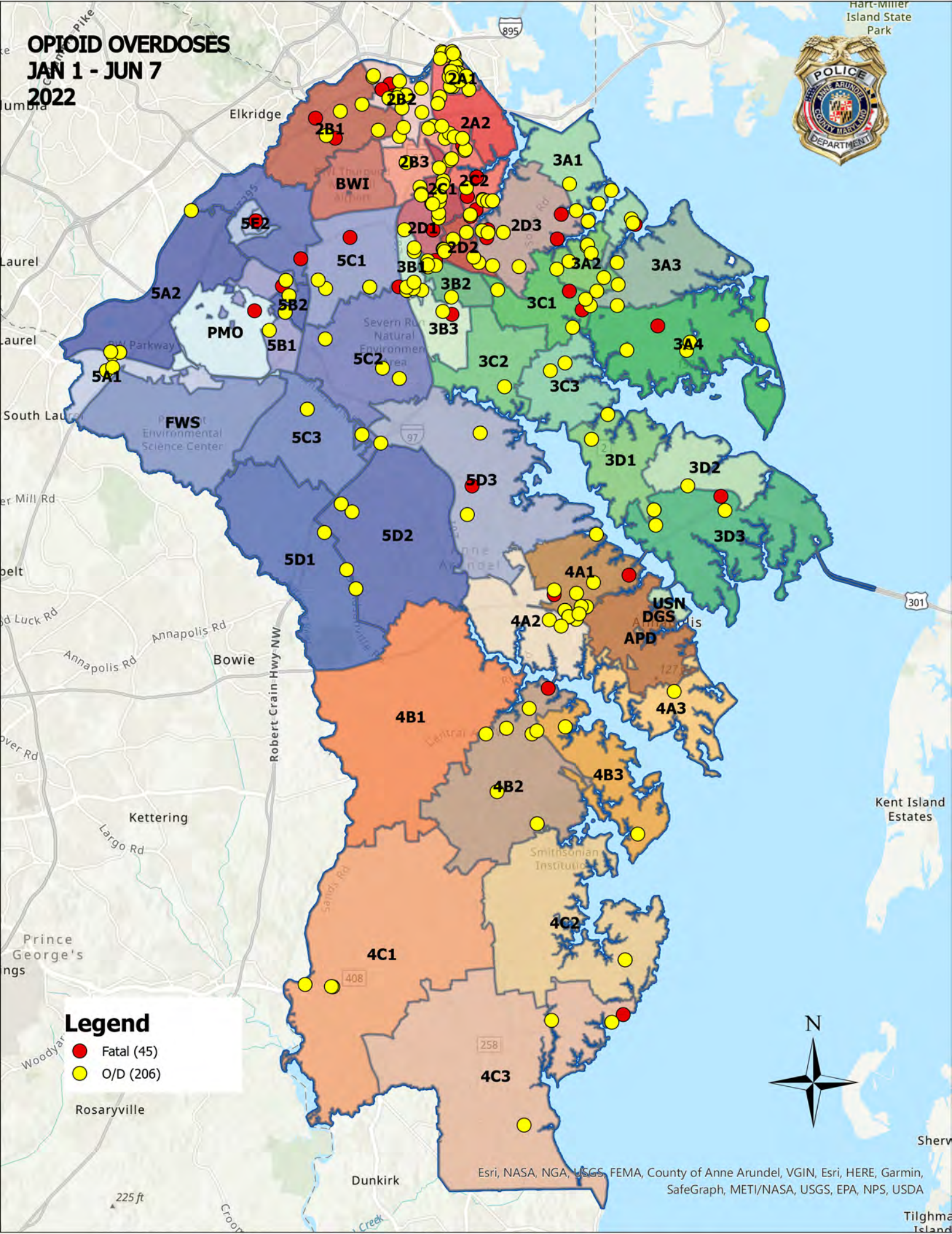
All incidents where naloxone administered by whom is known for fatal and non-fatal overdoses, including administration by multiple individuals.

### Number of Overdoses by Month



Source: Anne Arundel County and Annapolis Police Departments

# OPIOID OVERDOSES JAN 1 - JUN 7 2022



## Legend

- Fatal (45)
- O/D (206)

