

# Opioid-Related Data

## Anne Arundel County, Including City of Annapolis

### Data as of June 15, 2021

Note: The data in this report are preliminary pending Office of the Medical Examiner review and may fluctuate week to week as toxicology reports are obtained.

395

### 2021 TOTAL OVERDOSES

This is a 11.4% decrease from the 446 overdoses YTD 2020.

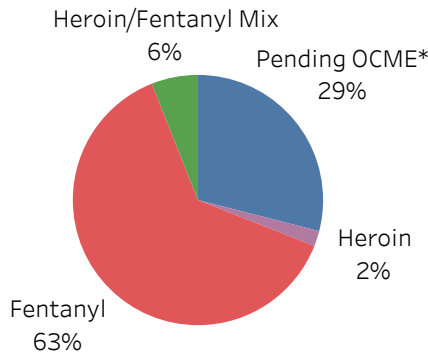
86

### 2021 FATAL OVERDOSES

This is a 3.6% increase from the 83 fatal overdoses YTD 2020.

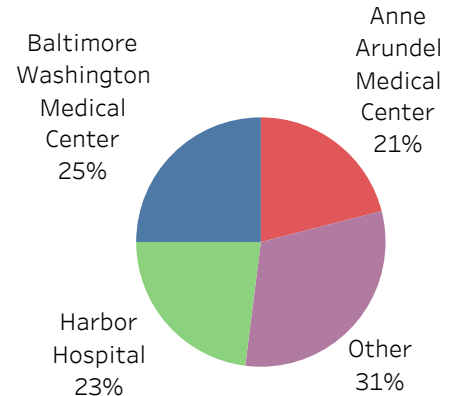
Source: Anne Arundel County and Annapolis Police Departments

### Substances Involved in Fatal Opioid Overdoses YTD 2021 (n=86)



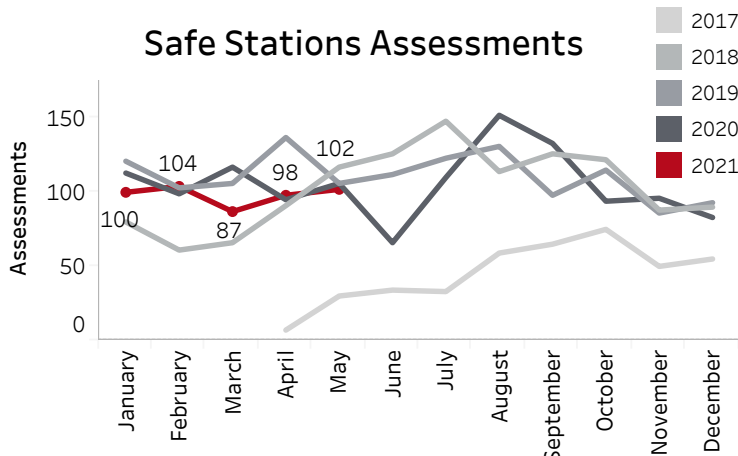
\* Office of the Chief Medical Examiner  
Source: Anne Arundel County and Annapolis Police Departments

### Hospital Encounters for Opioid-Related Diagnoses\*\* YTD 2021 (n= 294)



\*\*Diagnoses include any Anne Arundel County resident ED visit related to opioid use other than overdose, e.g., withdrawal symptoms, mental health co-occurring disorders, and infections from intravenous opioid use. Source: Electronic Surveillance System for the Early Notification of Community-Based Epidemics. Maryland Department of Health

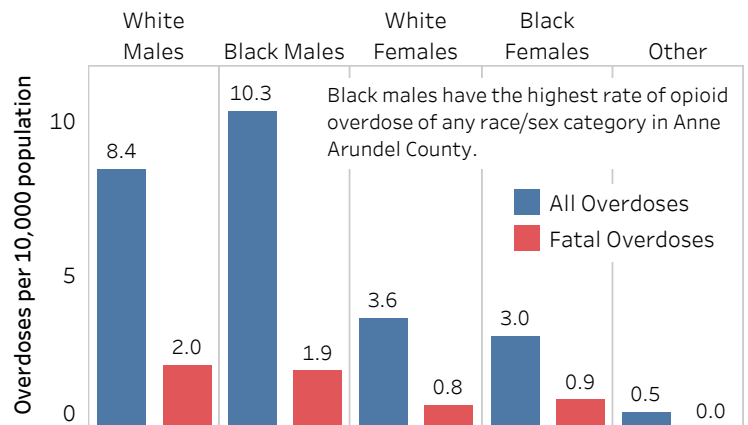
### Safe Stations Assessments



Total Assessments since April 2017: 4,723  
Total 2019 Assessments: 1,331  
Total 2020 Assessments: 1,264  
Total 2021 Assessments: 491

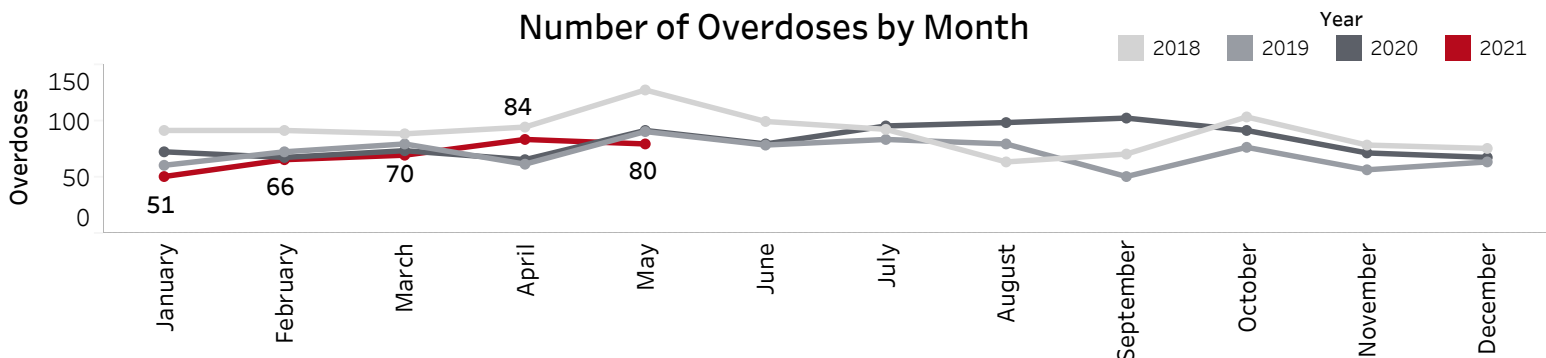
Source: Anne Arundel County Crisis Response

### Opioid Overdose Demographics, YTD 2021



Source: Anne Arundel County and Annapolis Police Departments

### Number of Overdoses by Month

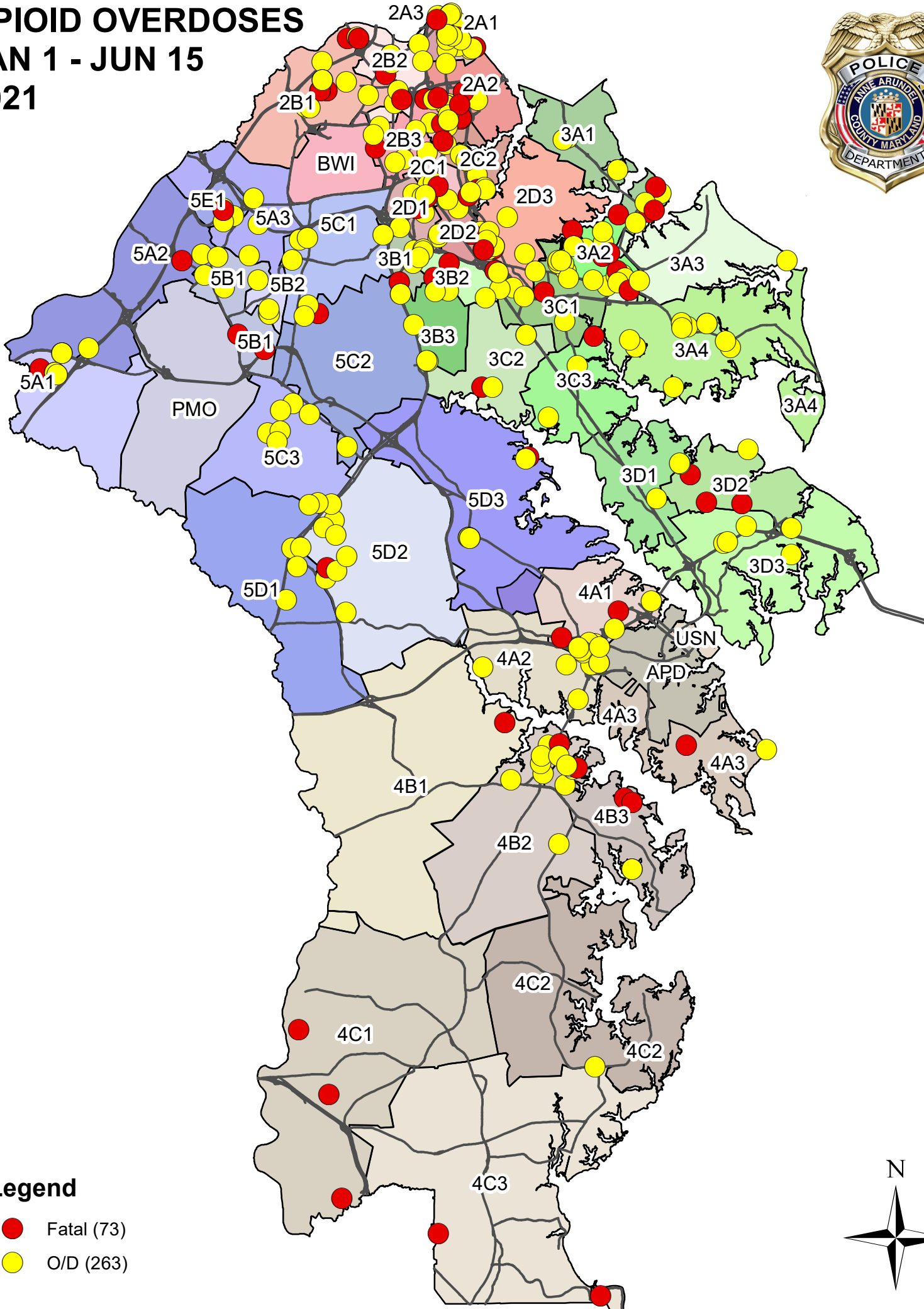


Source: Anne Arundel County and Annapolis Police Departments

# OPIOID OVERDOSES

## JAN 1 - JUN 15

### 2021



### Legend

- Fatal (73)
- O/D (263)

