

# OPIOID-RELATED DATA

## ANNE ARUNDEL COUNTY, INCLUDING CITY OF ANNAPOLIS



**1010**

**YTD 2017 TOTAL OVERDOSES**

This is a 16% increase from the 867 overdoses YTD in 2016.

Source: Anne Arundel County Police Department, as of 12/6/2017



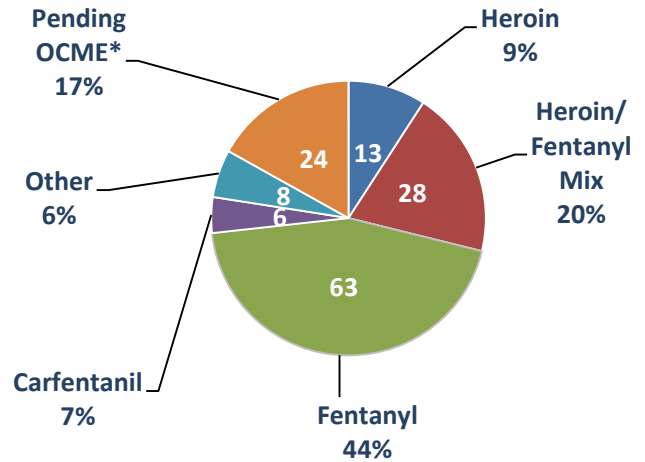
**142**

**YTD 2017 FATAL OVERDOSES**

The proportion of fatal overdoses to overall has remained steady at 14% compared to 12% last year.

Source: Anne Arundel County Police Department, as of 12/6/2017

### Substance(s) Involved in Fatal Overdoses, YTD 2017

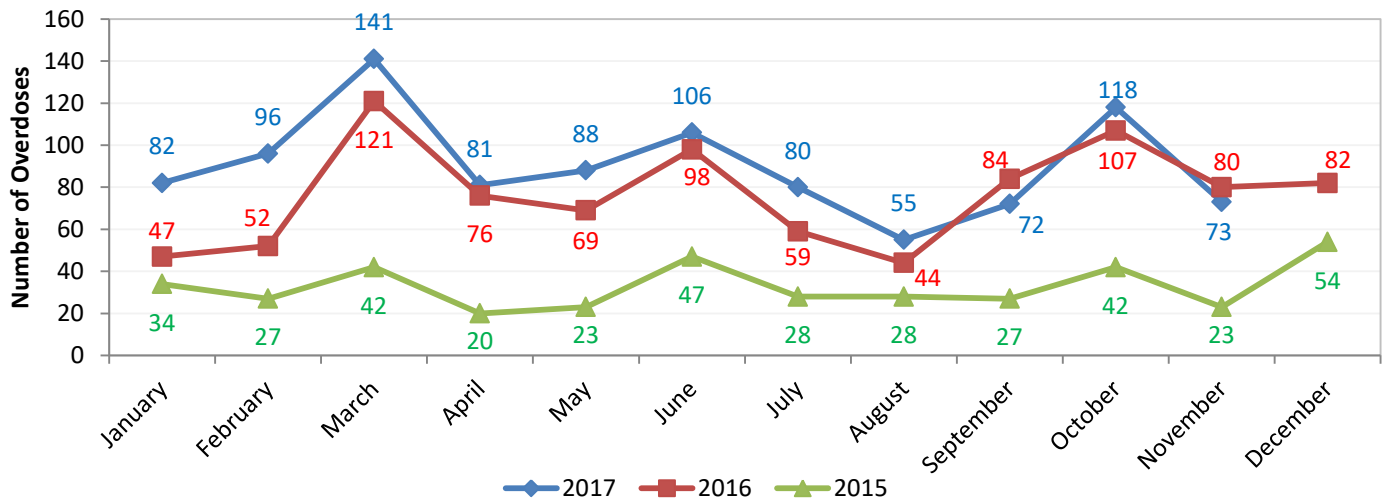


Over two-thirds of fatal overdoses involved fentanyl.

\*OCME is the Office of the Chief Medical Examiner, a statewide agency responsible for determining cause and manner of death.

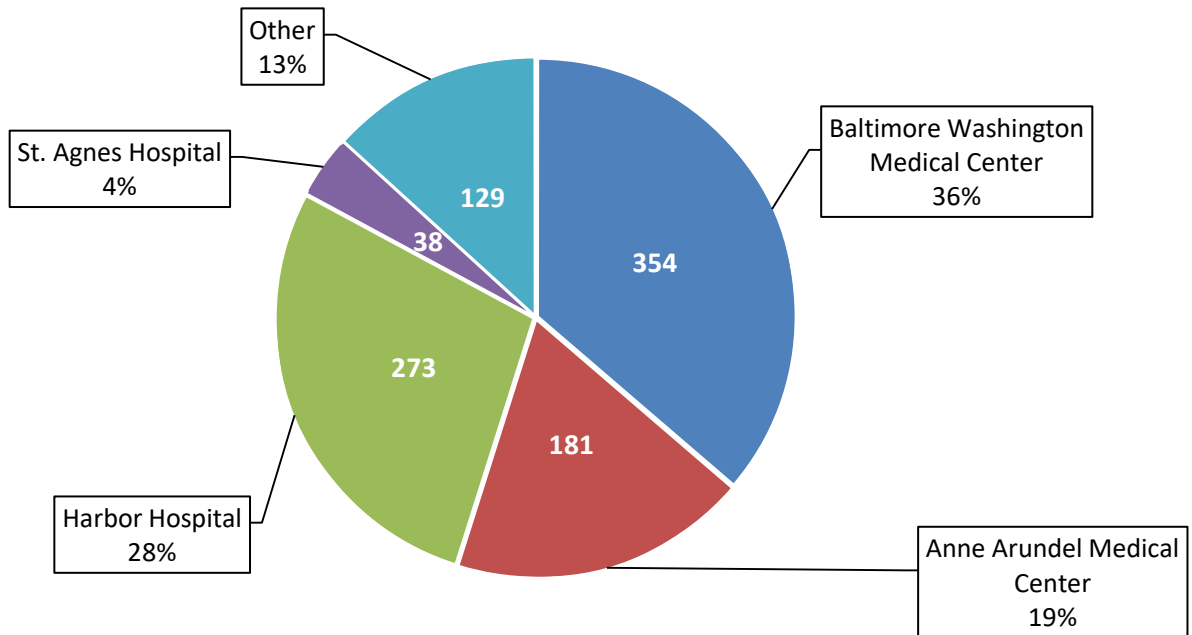
Source: Anne Arundel County Police Department, as of 12/6/2017

### Number of Overdoses by Month Reported by Anne Arundel County Police

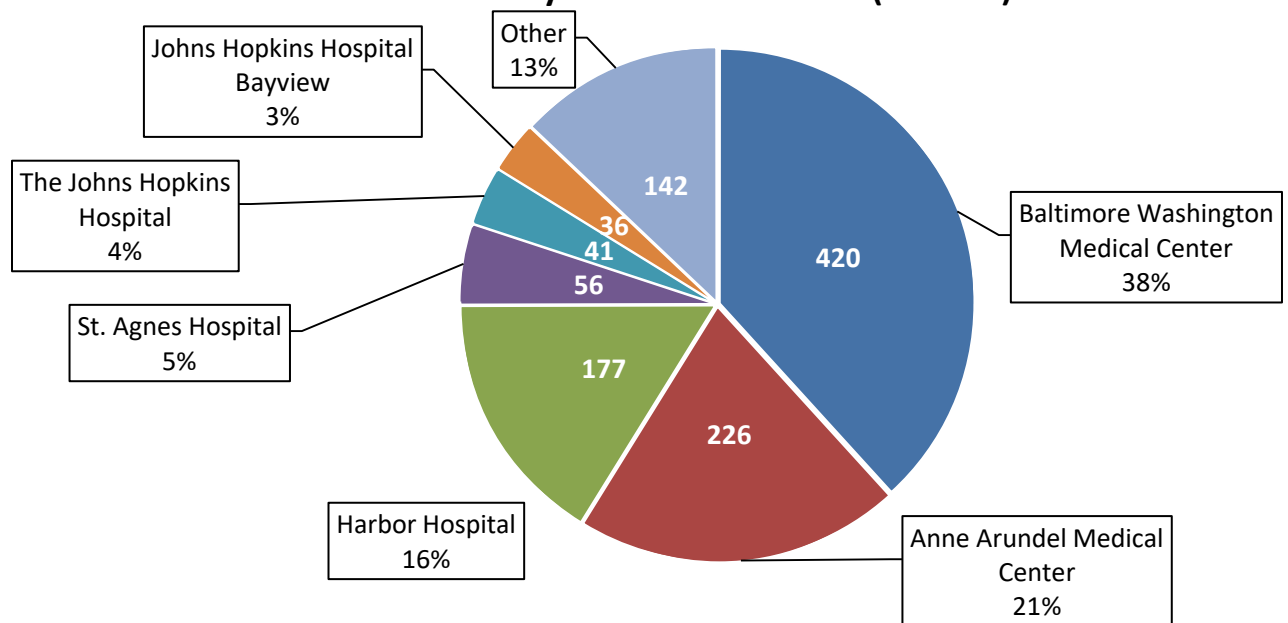


As of 12/6/2017

**Maryland Hospital Encounters for Overdose,  
Anne Arundel County Residents YTD2017 (N=975)**



**Maryland Hospital Encounters for Opioid-Related Diagnoses\*,  
Anne Arundel County Residents YTD2017 (N=1098)**

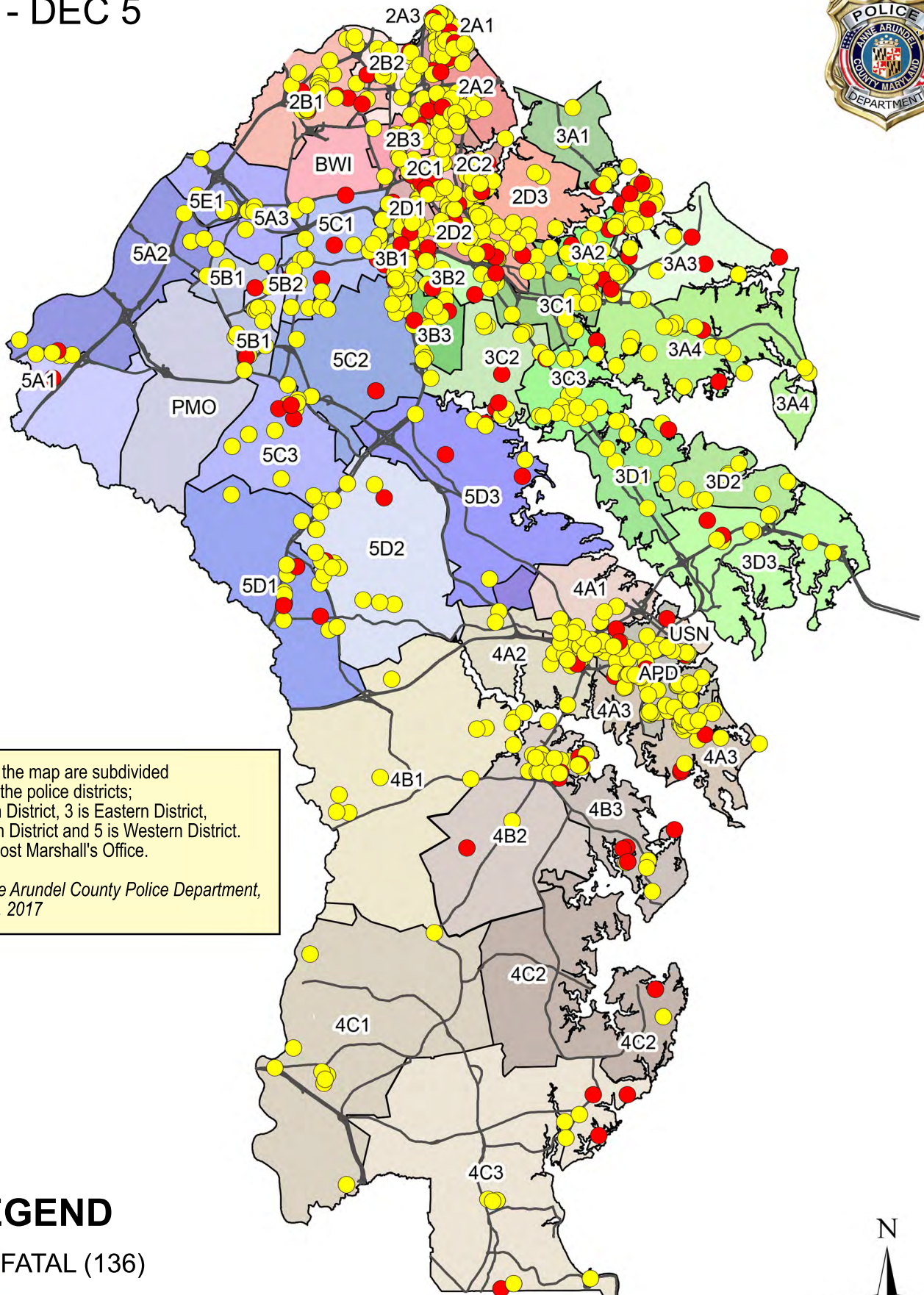


\*These diagnoses include any ED visit related to opioid use other than overdose, e.g., opioid-related withdrawal symptoms, mental health co-occurring disorders with opioid abuse or dependence, and infections resulting from intravenous opioid use.  
 Source: *Electronic Surveillance System for the Early Notification of Community-Based Epidemics (ESSENCE)*. Maryland Department of Health as of 12/6/2017

# OPIOID OVERDOSES

JAN 1 - DEC 5

2017



Numbers on the map are subdivided areas within the police districts; 2 is Northern District, 3 is Eastern District, 4 is Southern District and 5 is Western District. PMO is Provost Marshall's Office.

Source: Anne Arundel County Police Department, December 5, 2017

## LEGEND

- FATAL (136)
- NONFATAL (868)

