



**2022 TOTAL OVERDOSES**

This is a 18.0% decrease from the **862** overdoses YTD 2021.



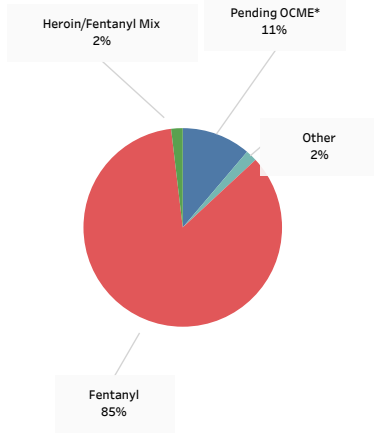
**2022 FATAL OVERDOSES**

This is a 29.9% decrease from the **174** fatal overdoses YTD 2021.

Source: Anne Arundel County and Annapolis Police Departments

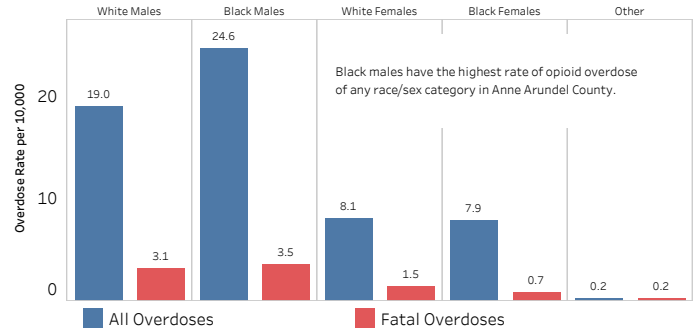
**Substances Involved in Fatal Opioid Overdoses YTD 2022 (n=107)**

\* Office of the Chief Medical Examiner  
 Source: Anne Arundel County Police Departments.  
 Substances data not available for Annapolis City.



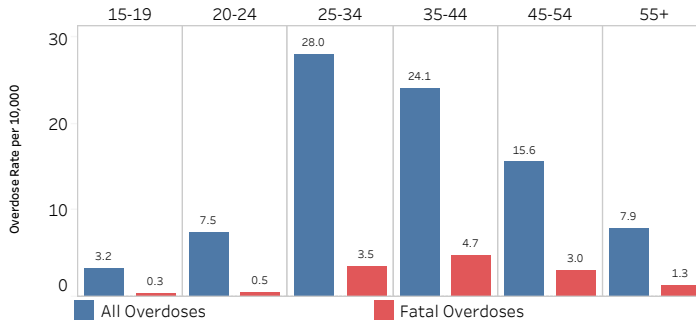
Substances can include fentanyl, heroin, heroin/fentanyl mix, opioid analogues and other opioid substances.

**Opioid Overdose Demographics, YTD 2022**

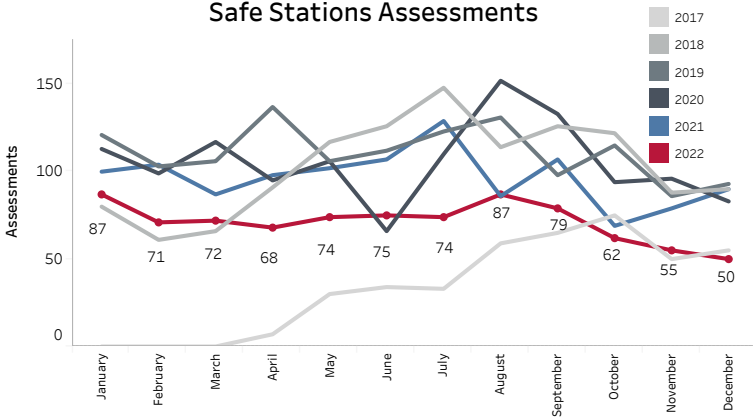


Black males have the highest rate of opioid overdose of any race/sex category in Anne Arundel County.

**Opioid Overdoses by Age, YTD 2022**



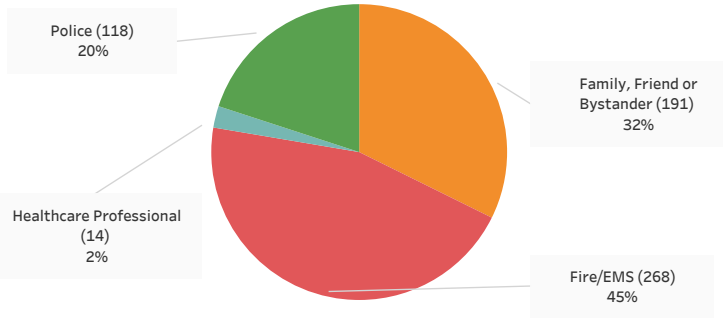
**Safe Stations Assessments**



Total Assessments since April 2017: 5,390  
 Total 2019 Assessments: 1,331  
 Total 2020 Assessments: 1,264  
 Total 2021 Assessments: 1,158

Source: Anne Arundel County Crisis Response

**Naloxone Administration By Whom YTD 2022 (n=591)**



All incidents where naloxone administered by whom is known for fatal and non-fatal overdoses, including administration by multiple individuals.

**Number of Overdoses by Month**

