

OPIOID-RELATED DATA

ANNE ARUNDEL COUNTY, INCLUDING CITY OF ANNAPOLIS



1062

YTD 2017 TOTAL OVERDOSES

This is an 14% increase from the 927 overdoses in 2016.

Source: Anne Arundel County Police Department, as of 12/27/2017



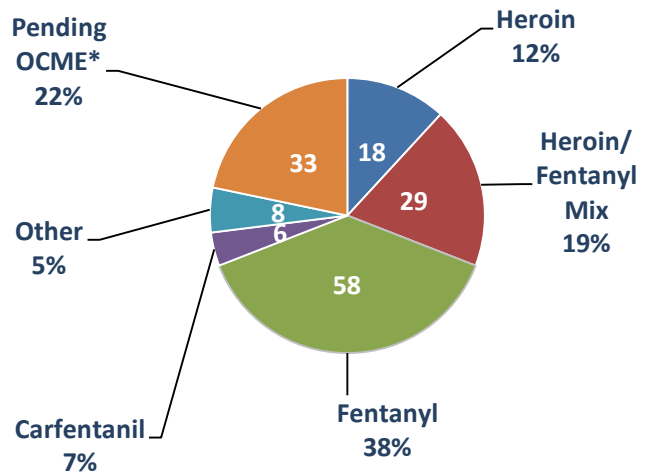
152

YTD 2017 FATAL OVERDOSES

The proportion of fatal overdoses to all overdoses has remained steady at 13-14% compared to last year.

Source: Anne Arundel County Police Department, as of 12/27/2017

Substances Involved in Fatal Overdoses, YTD 2017

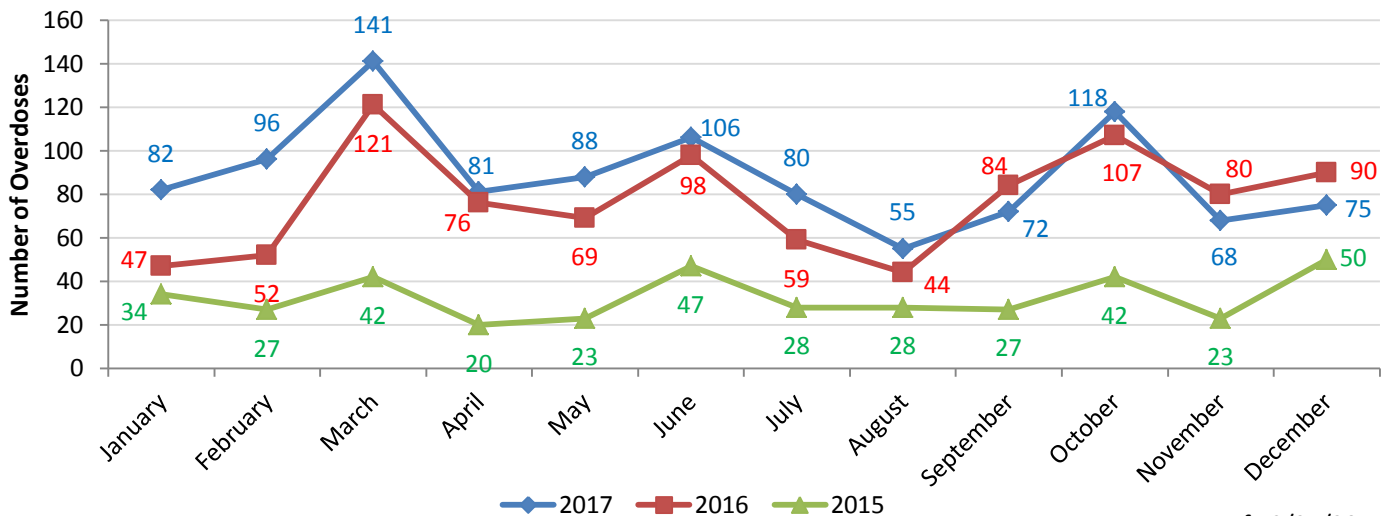


About two-thirds of fatal overdoses involved fentanyl.

*OCME is the Office of the Chief Medical Examiner, a statewide agency responsible for determining cause and manner of death.

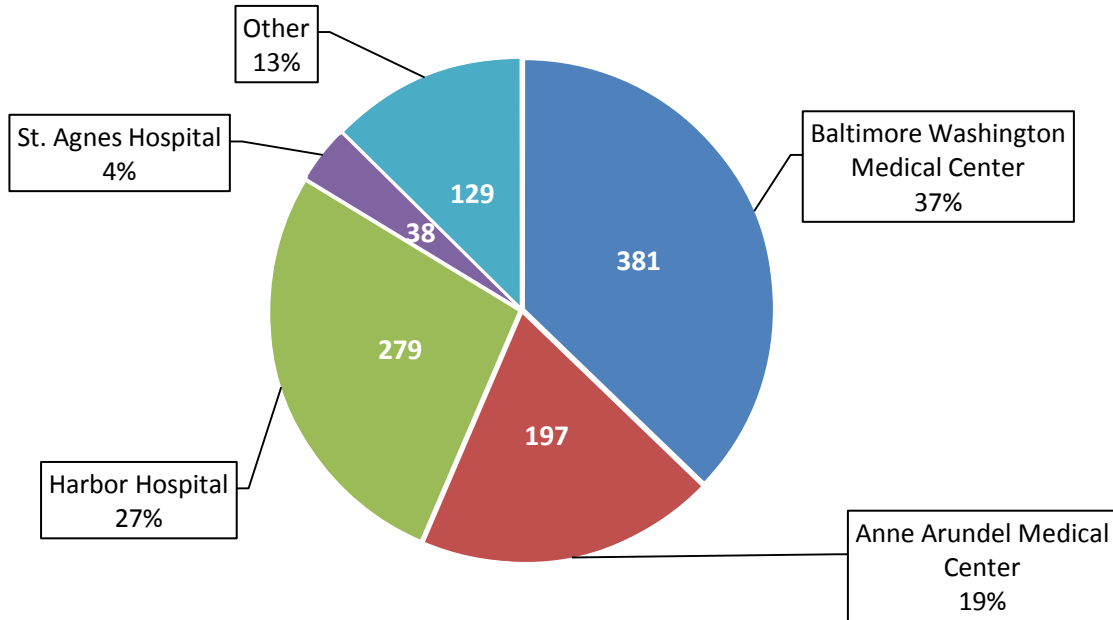
Source: Anne Arundel County Police Department, as of 12/27/2017

Number of Overdoses by Month Reported by Anne Arundel County Police

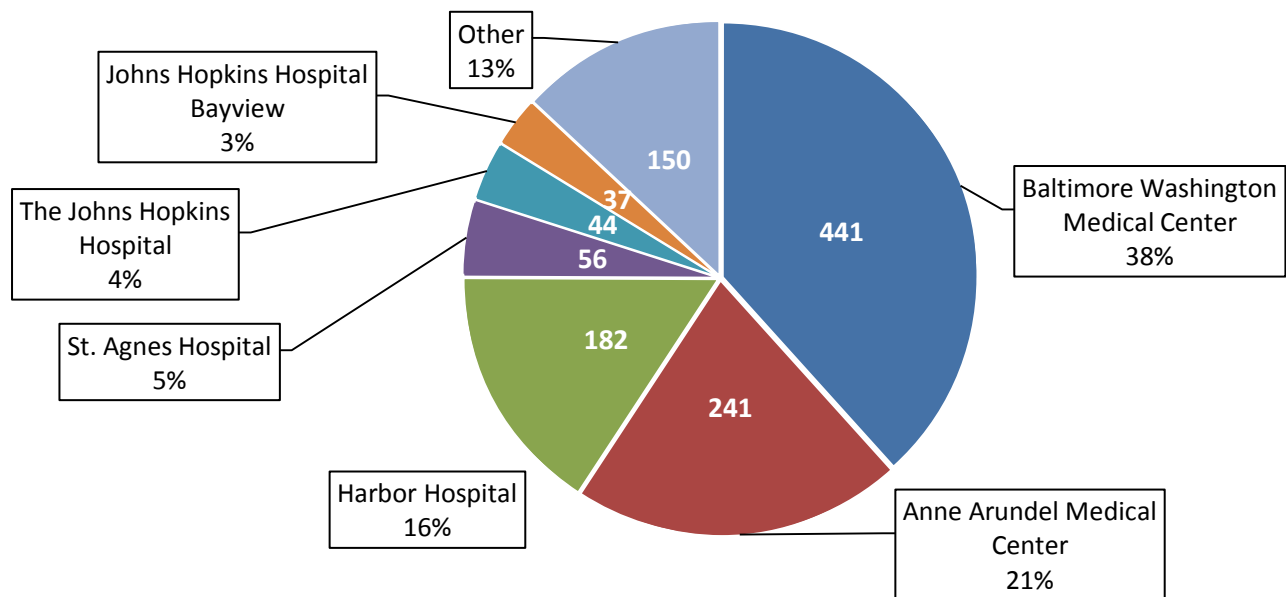


As of 12/27/2017

Maryland Hospital Encounters for Overdose,
Anne Arundel County Residents YTD2017 (N=1024)



Maryland Hospital Encounters for Opioid-Related Diagnoses*,
Anne Arundel County Residents YTD2017 (N=1151)

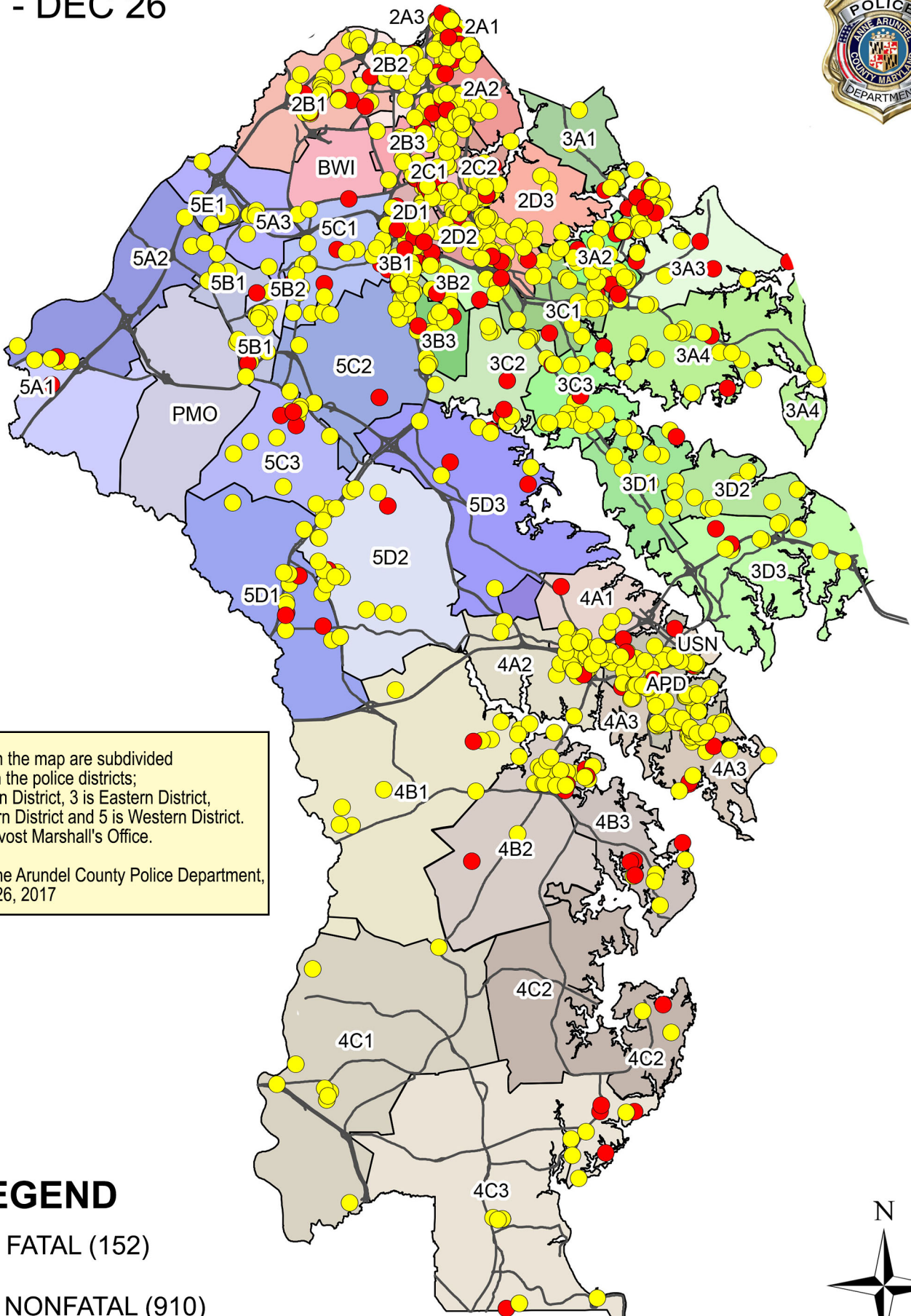


*These diagnoses include any ED visit related to opioid use other than overdose, e.g., opioid-related withdrawal symptoms, mental health co-occurring disorders with opioid abuse or dependence, and infections resulting from intravenous opioid use.
Source: Electronic Surveillance System for the Early Notification of Community-Based Epidemics (ESSENCE). Maryland Department of Health as of 12/27/2017

OPIOID OVERDOSES

JAN 1 - DEC 26

2017



Numbers on the map are subdivided areas within the police districts; 2 is Northern District, 3 is Eastern District, 4 is Southern District and 5 is Western District. PMO is Provost Marshall's Office.

Source: Anne Arundel County Police Department, December 26, 2017

LEGEND

- FATAL (152)
- NONFATAL (910)

