

Opioid-Related Data

Anne Arundel County, Excluding City of Annapolis

Data as of January 5, 2021

Note: The data in this report are preliminary pending Office of the Medical Examiner review and may fluctuate week to week as toxicology reports are obtained.

8

2021 TOTAL OVERDOSES

This is a 38.5% decrease from the 13 overdoses YTD 2020.

0

2021 FATAL OVERDOSES

This is a 100.0% decrease from the 5 fatal overdoses YTD 2020.

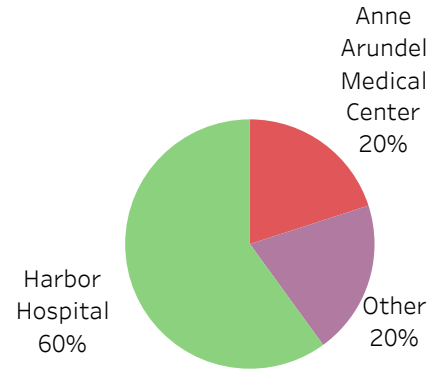
Source: Anne Arundel County Police Department

Substances Involved in Fatal Opioid Overdoses YTD 2020 (n=0)

There have been no fatal overdoses in 2021.

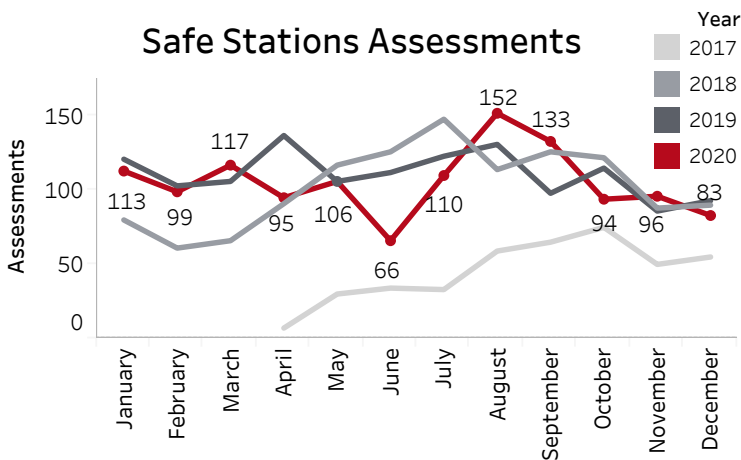
* Office of the Chief Medical Examiner
Source: Anne Arundel County Police Department

Hospital Encounters for Opioid-Related Diagnoses** YTD 2020 (n= 5)



**Diagnoses include any Anne Arundel County resident ED visit related to opioid use other than overdose, e.g., withdrawal symptoms, mental health co-occurring disorders, and infections from intravenous opioid use. Source: Electronic Surveillance System for the Early Notification of Community-Based Epidemics. Maryland Department of Health

Safe Stations Assessments



Total Assessments since April 2017: 4,232

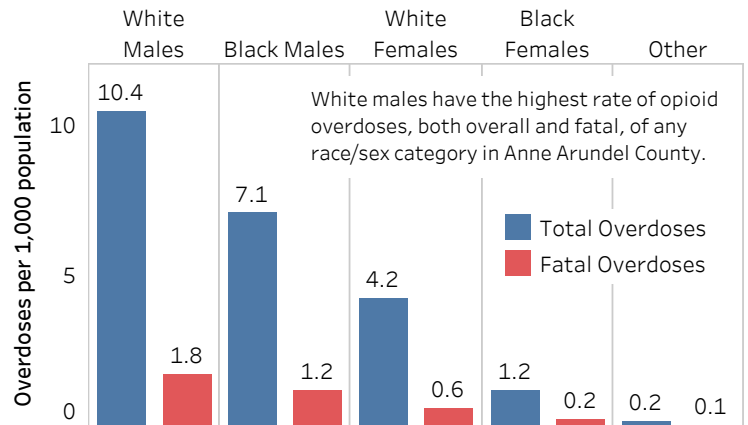
Total 2018 Assessments: 1,229

Total 2019 Assessments: 1,331

Total 2020 Assessments: 1,264

Source: Anne Arundel County Crisis Response

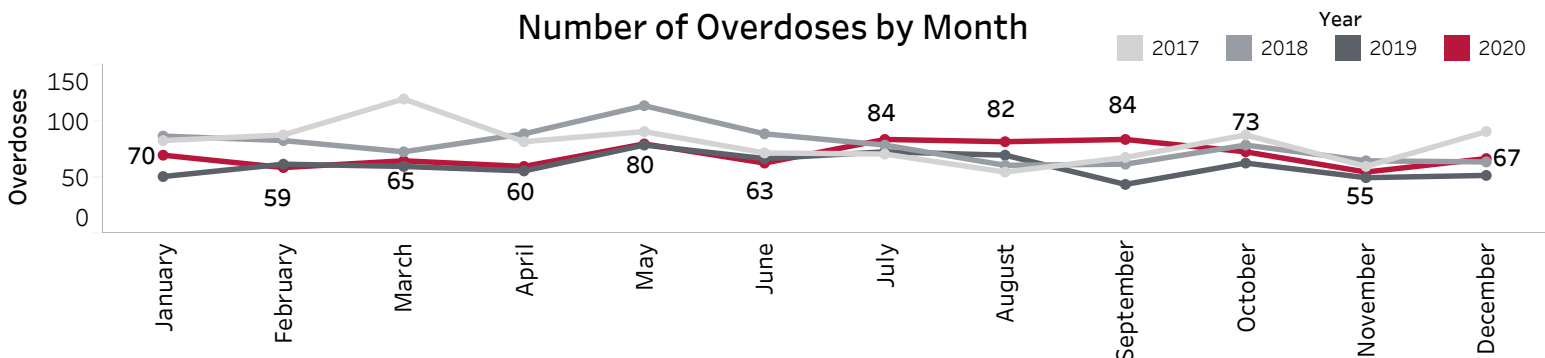
Opioid Overdose Demographics



White males have the highest rate of opioid overdoses, both overall and fatal, of any race/sex category in Anne Arundel County.

Source: Anne Arundel County Police Department

Number of Overdoses by Month

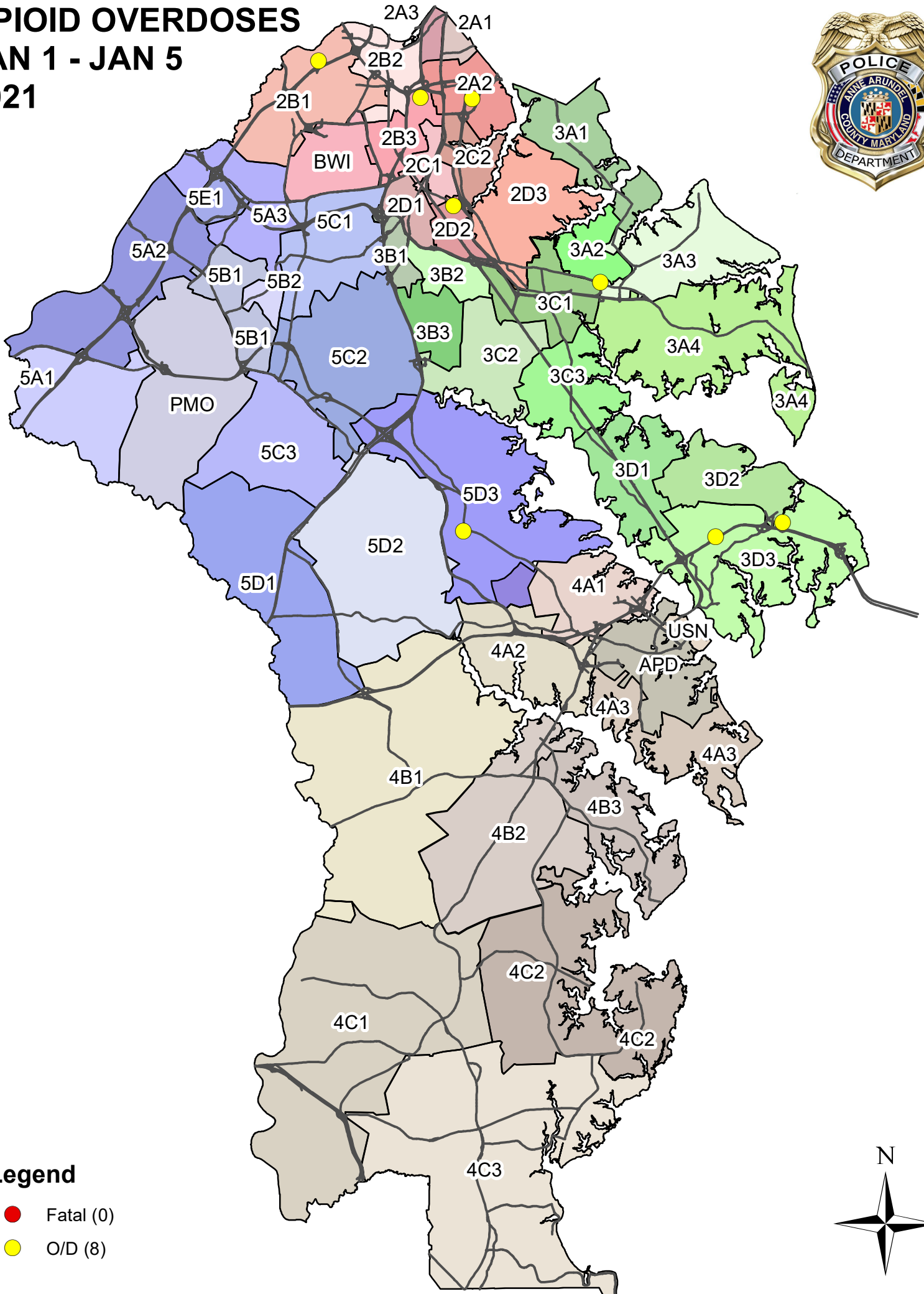


Source: Anne Arundel County Police Department

OPIOID OVERDOSES

JAN 1 - JAN 5

2021



Legend

- Fatal (0)
- O/D (8)

