



2022 TOTAL OVERDOSES

This is a 18.0% decrease from the **862** overdoses YTD 2021.



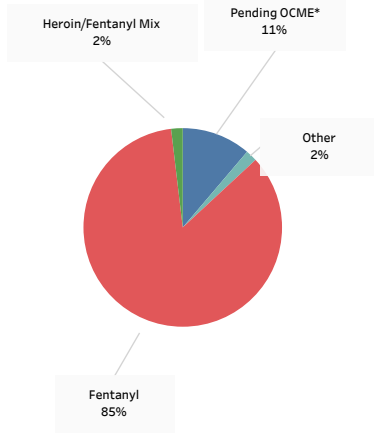
2022 FATAL OVERDOSES

This is a 29.9% decrease from the **174** fatal overdoses YTD 2021.

Source: Anne Arundel County and Annapolis Police Departments

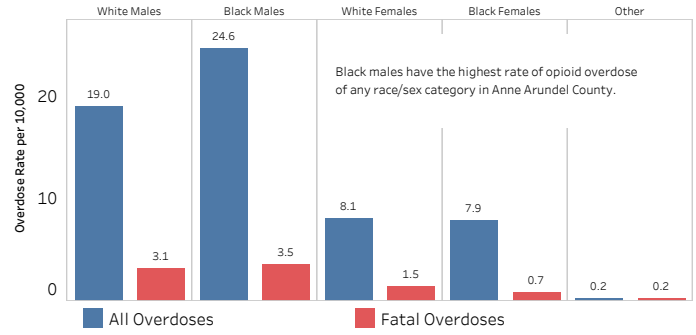
Substances Involved in Fatal Opioid Overdoses YTD 2022 (n=107)

* Office of the Chief Medical Examiner
 Source: Anne Arundel County Police Departments.
 Substances data not available for Annapolis City.



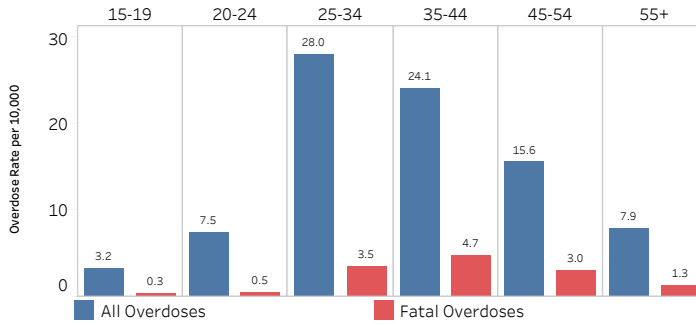
Substances can include fentanyl, heroin, heroin/fentanyl mix, opioid analogues and other opioid substances.

Opioid Overdose Demographics, YTD 2022

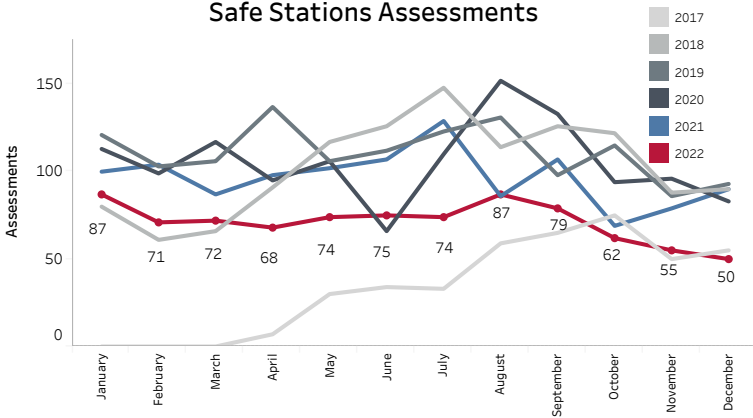


Black males have the highest rate of opioid overdose of any race/sex category in Anne Arundel County.

Opioid Overdoses by Age, YTD 2022



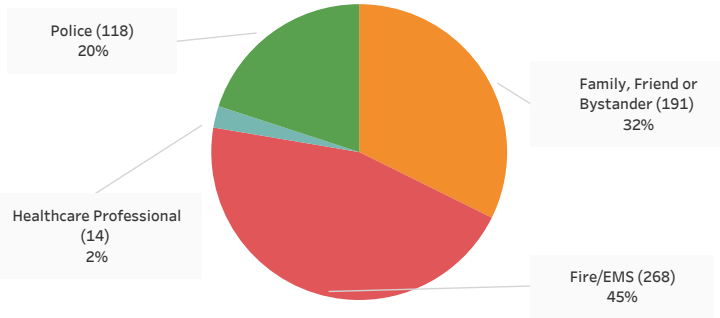
Safe Stations Assessments



Total Assessments since April 2017: 5,390
 Total 2019 Assessments: 1,331
 Total 2020 Assessments: 1,264
 Total 2021 Assessments: 1,158

Source: Anne Arundel County Crisis Response

Naloxone Administration By Whom YTD 2022 (n=591)



All incidents where naloxone administered by whom is known for fatal and non-fatal overdoses, including administration by multiple individuals.

Number of Overdoses by Month

