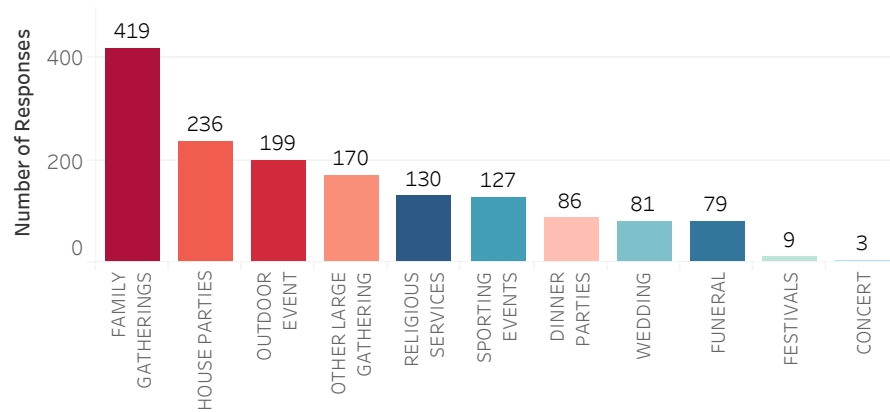


Cumulative High Risk Gathering and Location Information Entered Into covidLINK Between 7/10/2020* and 11/14/2020, Anne Arundel, n=7,960 Cases

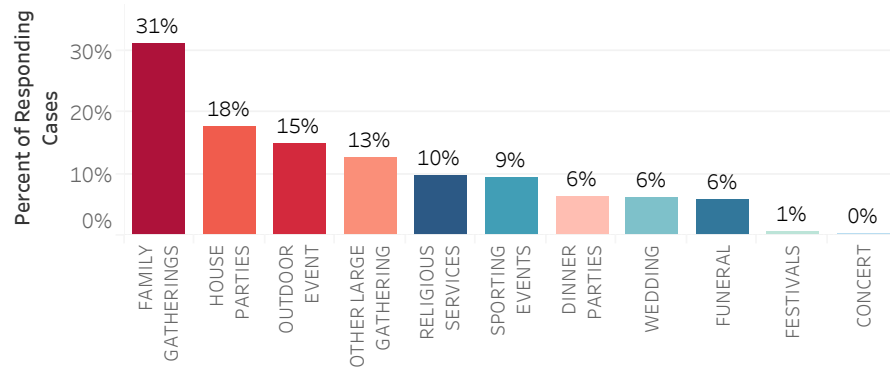
High Risk Gatherings

Number of Cases Reporting No High Risk Gatherings	Number of Cases with >=1 Gathering Identified	Percent of Cases with >=1 Gathering Identified
5,531	1,343	17%

High Risk Gatherings - Number of Selected Responses



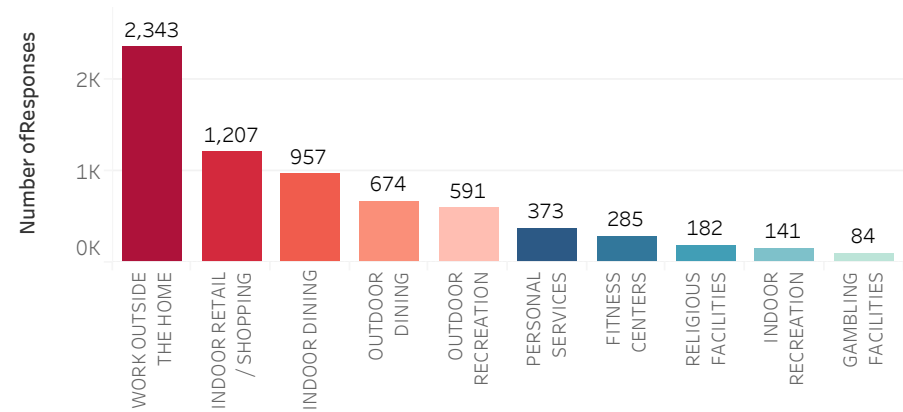
High Risk Gatherings - Percent of Cases with at Least One Response



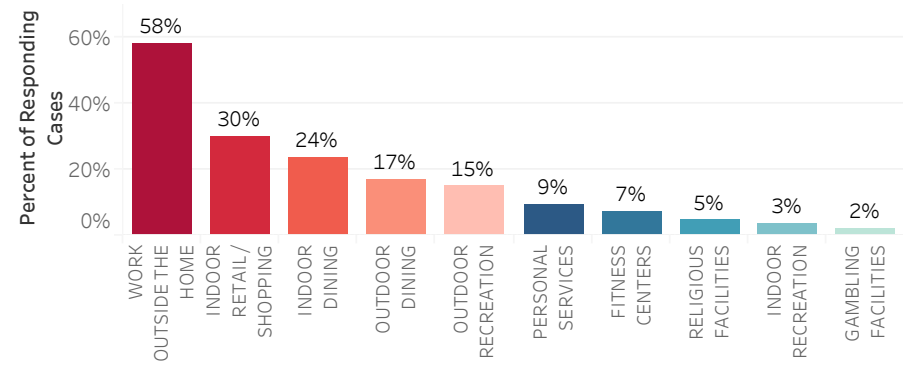
High Risk Locations

Number of Cases Reporting No High Risk Locations	Number of Cases with >=1 Location Identified	Percent of Cases with >=1 Location Identified
2,870	4,031	51%

High Risk Locations - Number of Selected Responses



High Risk Locations - Percent of Cases with at Least One Response



*High risk venue questions were added to covidLINK interview questionnaires beginning July 10, 2020