

Opioid-Related Data

Anne Arundel County, Including City of Annapolis

Data as of July 19, 2022

Note: The data in this report are preliminary pending Office of the Medical Examiner review and may fluctuate week to week as toxicology reports are obtained. Weekly reports may vary from previous year data.

393

2022 TOTAL OVERDOSES

This is a 24.0% decrease from the **517** overdoses YTD 2021.

69

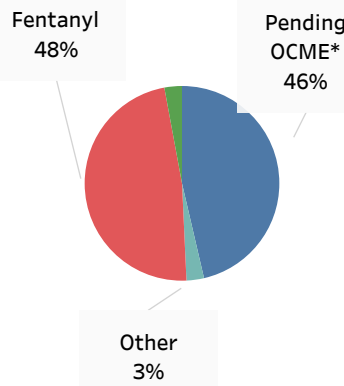
2022 FATAL OVERDOSES

This is a 36.1% decrease from the **108** fatal overdoses YTD 2021.

Source: Anne Arundel County and Annapolis Police Departments

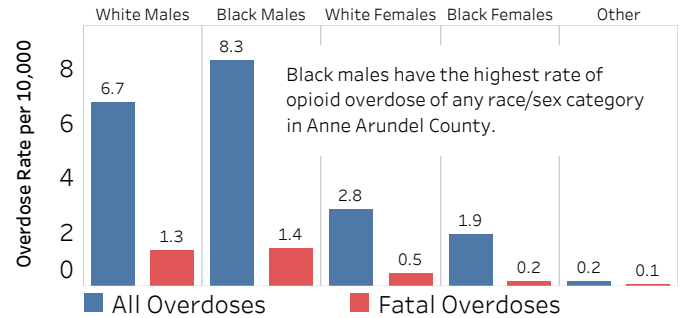
Substances Involved in Fatal Opioid Overdoses YTD 2022 (n=69)

* Office of the Chief Medical Examiner
Source: Anne Arundel County and Annapolis Police Departments

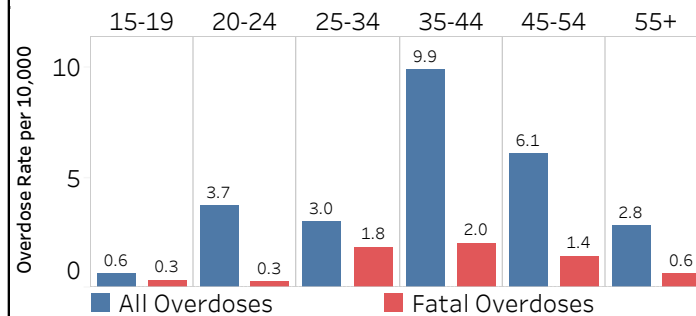


Substances can include fentanyl, heroin, heroin/fentanyl mix, opioid analogues and other opioid substances.

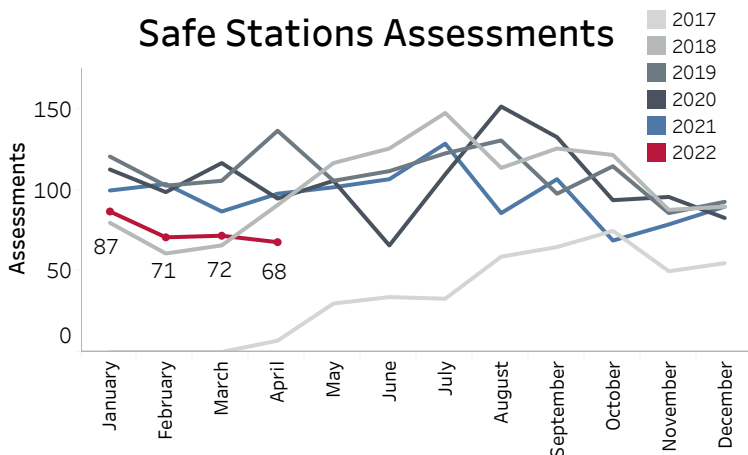
Opioid Overdose Demographics, YTD 2022



Opioid Overdoses by Age, YTD 2022



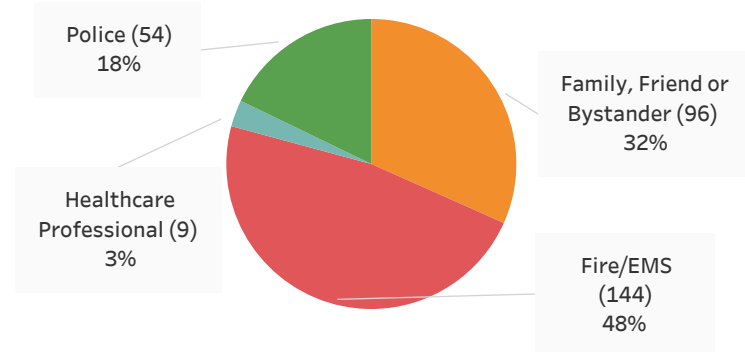
Safe Stations Assessments



Total Assessments since April 2017: 5,390
Total 2019 Assessments: 1,331
Total 2020 Assessments: 1,264
Total 2021 Assessments: 1,158

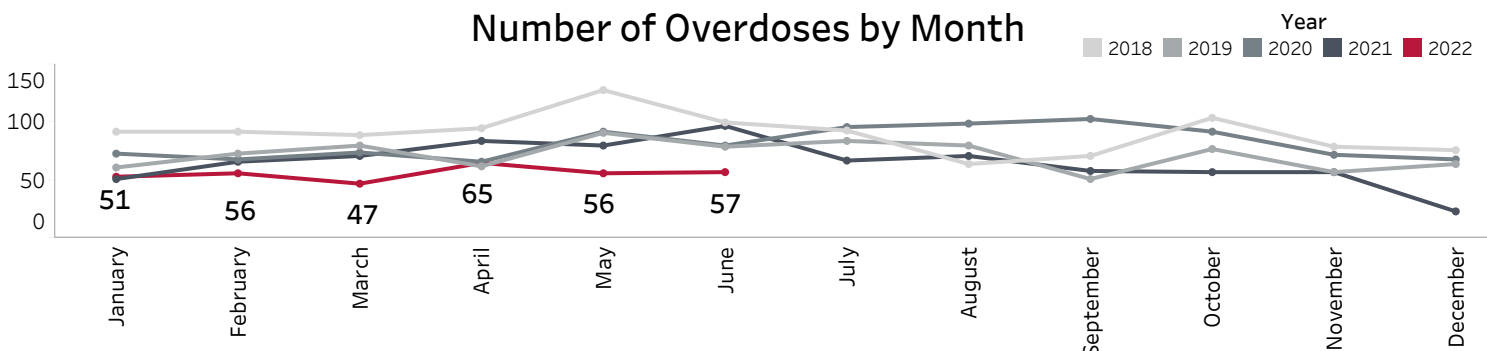
Source: Anne Arundel County Crisis Response

Naloxone Administration By Whom YTD 2022 (n=303)



All incidents where naloxone administered by whom is known for fatal and non-fatal overdoses, including administration by multiple individuals.

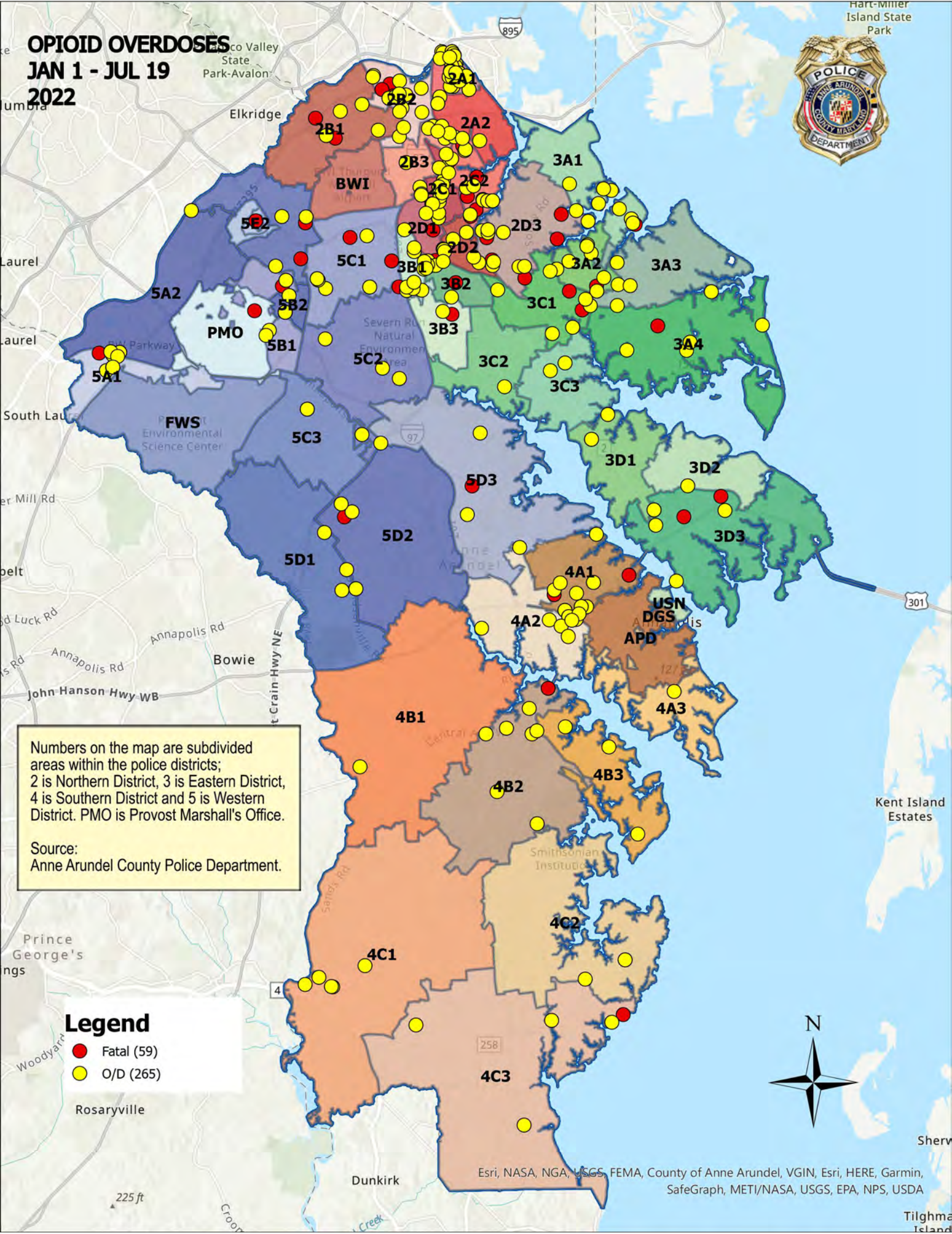
Number of Overdoses by Month



Source: Anne Arundel County and Annapolis Police Departments

OPIOID OVERDOSES

JAN 1 - JUL 19 2022



Numbers on the map are subdivided areas within the police districts; 2 is Northern District, 3 is Eastern District, 4 is Southern District and 5 is Western District. PMO is Provost Marshall's Office.

Source: Anne Arundel County Police Department.

Legend

- Fatal (59)
- O/D (265)

