

# Opioid-Related Data

## Anne Arundel County, Including City of Annapolis

### Data as of March 29, 2022

Note: The data in this report are preliminary pending Office of the Medical Examiner review and may fluctuate week to week as toxicology reports are obtained.



162

### 2022 TOTAL OVERDOSES

This is a 13.8% decrease from the 188 overdoses YTD 2021.

31

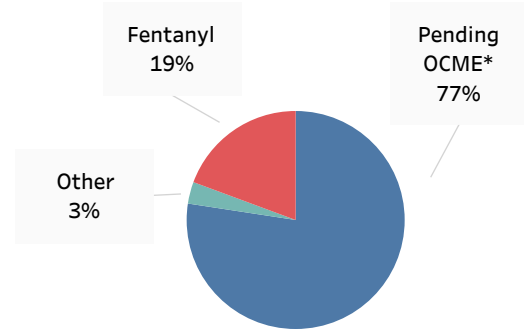


### 2022 FATAL OVERDOSES

This is a 34.0% decrease from the 47 fatal overdoses YTD 2021.

Source: Anne Arundel County and Annapolis Police Departments

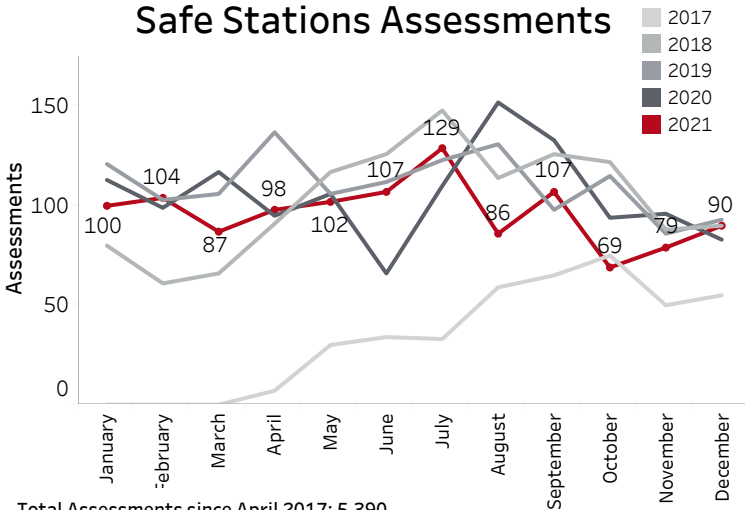
### Substances Involved in Fatal Opioid Overdoses YTD 2022 (n=31)



\* Office of the Chief Medical Examiner

Source: Anne Arundel County and Annapolis Police Departments

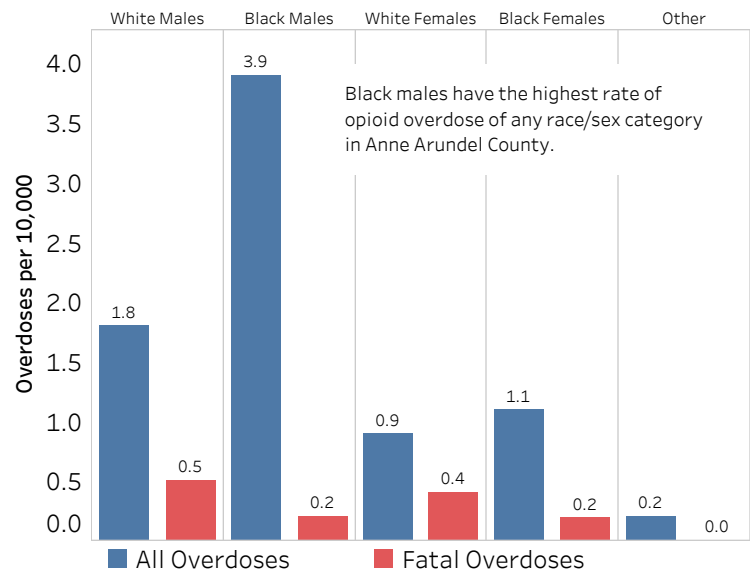
### Safe Stations Assessments



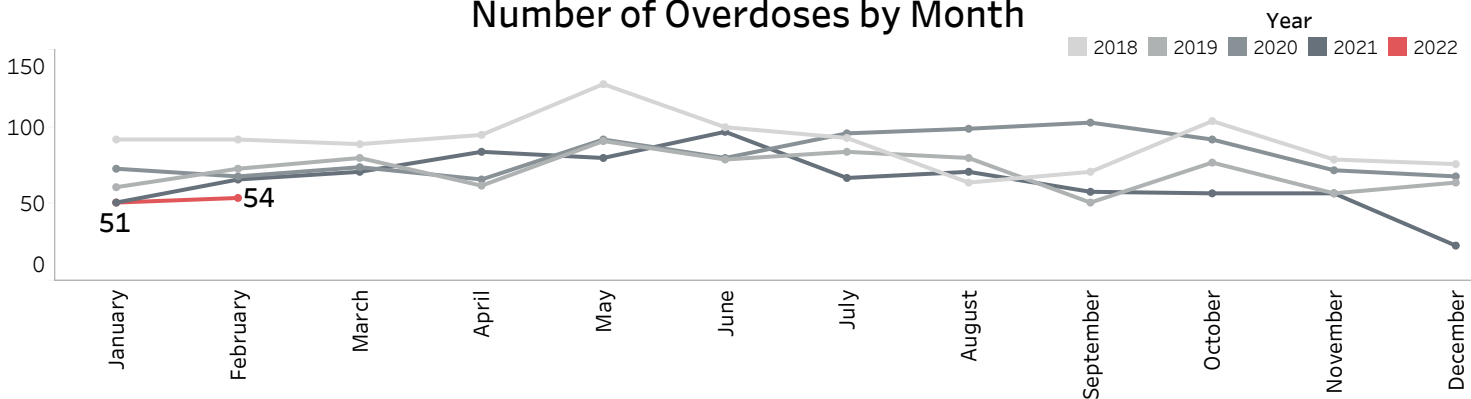
Total Assessments since April 2017: 5,390  
 Total 2019 Assessments: 1,331  
 Total 2020 Assessments: 1,264  
 Total 2021 Assessments: 1,158

Source: Anne Arundel County Crisis Response

### Opioid Overdose Demographics, YTD 2022

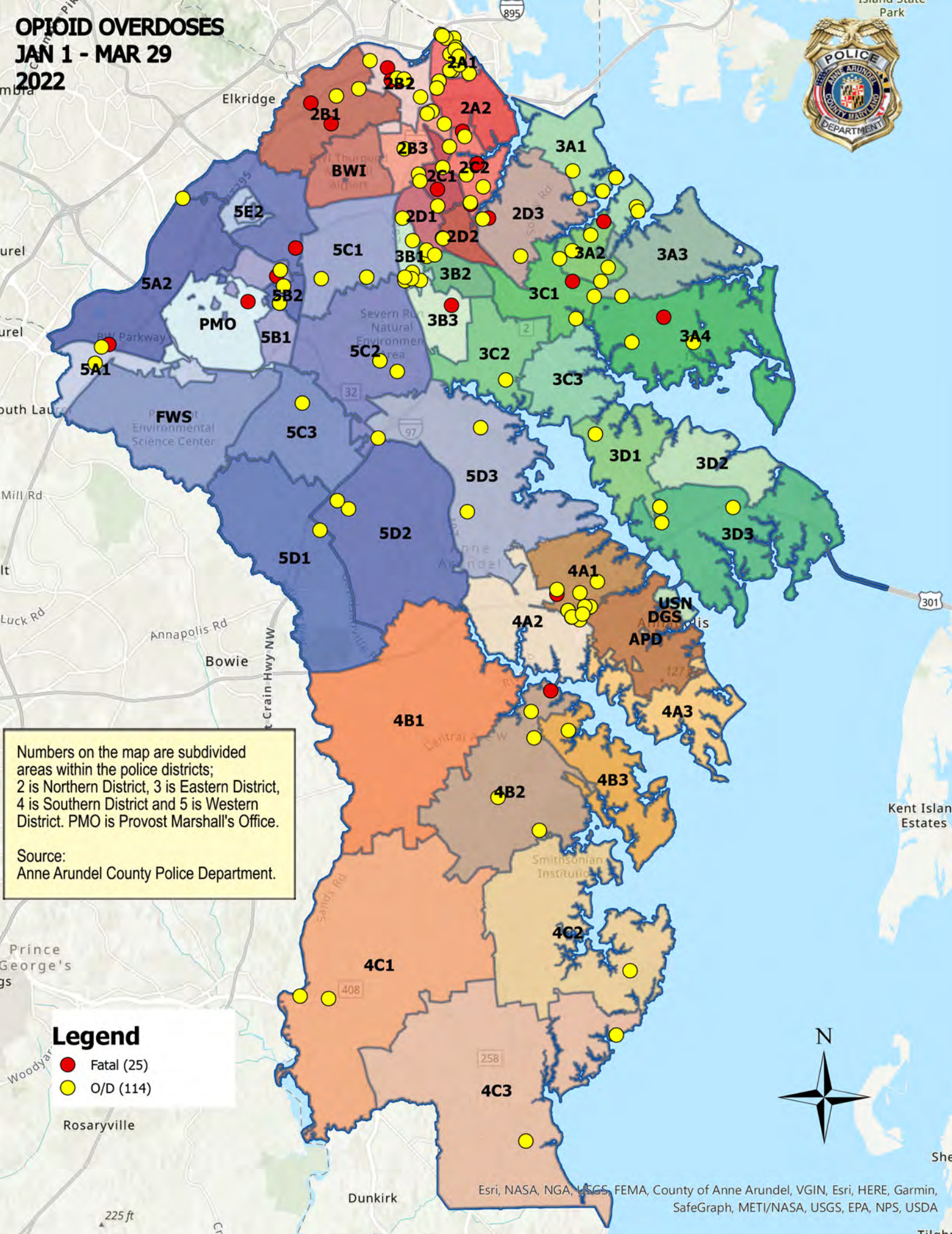


### Number of Overdoses by Month



Source: Anne Arundel County and Annapolis Police Departments

# OPIOID OVERDOSES JAN 1 - MAR 29 2022



Numbers on the map are subdivided areas within the police districts; 2 is Northern District, 3 is Eastern District, 4 is Southern District and 5 is Western District. PMO is Provost Marshall's Office.

Source: Anne Arundel County Police Department.

### Legend

- Fatal (25)
- O/D (114)

