

Opioid-Related Data

Anne Arundel County, Including City of Annapolis

Data as of February 1, 2022

Note: The data in this report are preliminary pending Office of the Medical Examiner review and may fluctuate week to week as toxicology reports are obtained.



56

2022 TOTAL OVERDOSES

This is a 1.8% increase from the 55 overdoses YTD 2021.

8

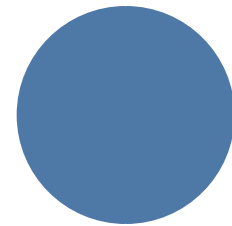


2022 FATAL OVERDOSES

This is a 42.9% decrease from the 14 fatal overdoses YTD 2021.

Source: Anne Arundel County and Annapolis Police Departments

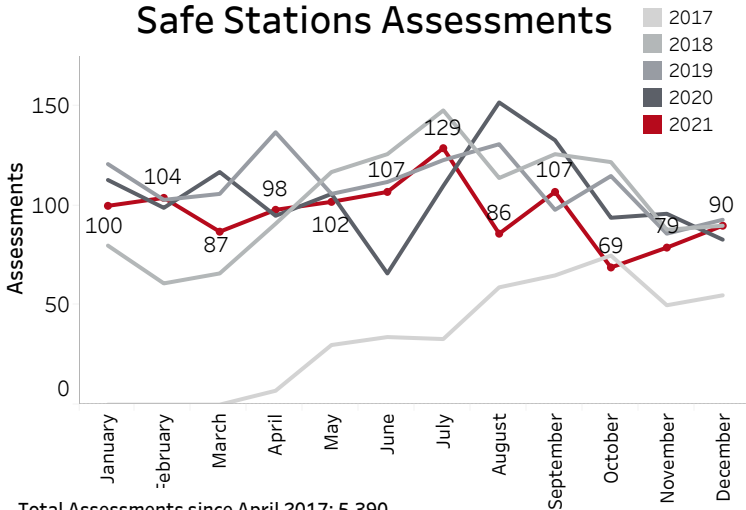
Substances Involved in Fatal Opioid Overdoses YTD 2022 (n=8)



Pending OCME* 100%

* Office of the Chief Medical Examiner
Source: Anne Arundel County and Annapolis Police Departments

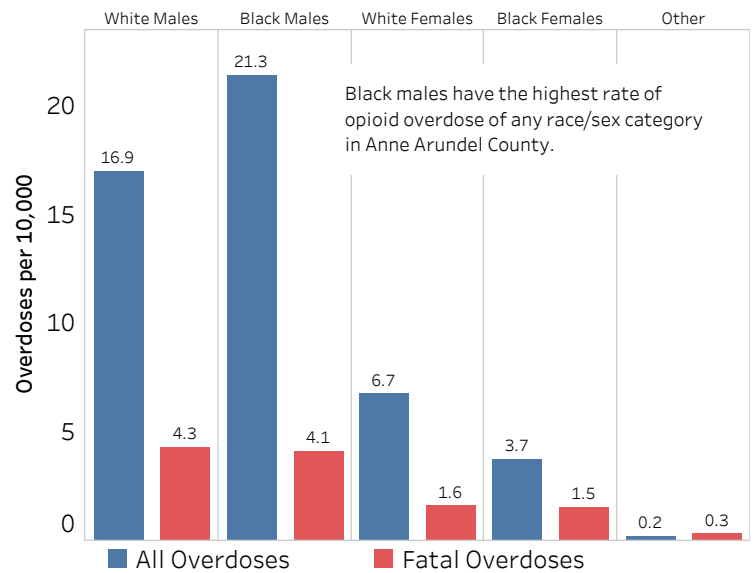
Safe Stations Assessments



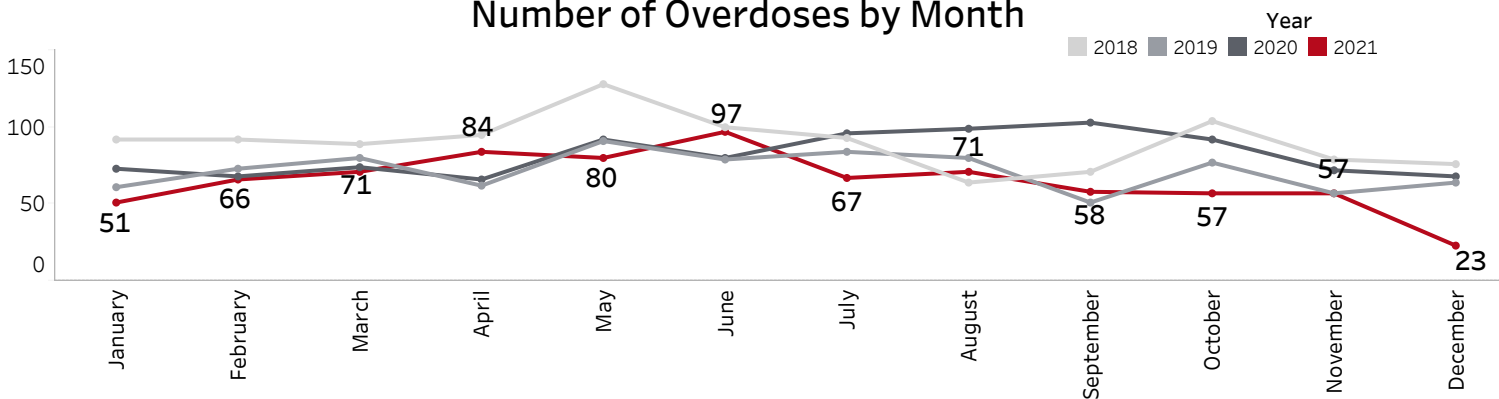
Total Assessments since April 2017: 5,390
Total 2019 Assessments: 1,331
Total 2020 Assessments: 1,264
Total 2021 Assessments: 1,158

Source: Anne Arundel County Crisis Response

Opioid Overdose Demographics, YTD 2021



Number of Overdoses by Month

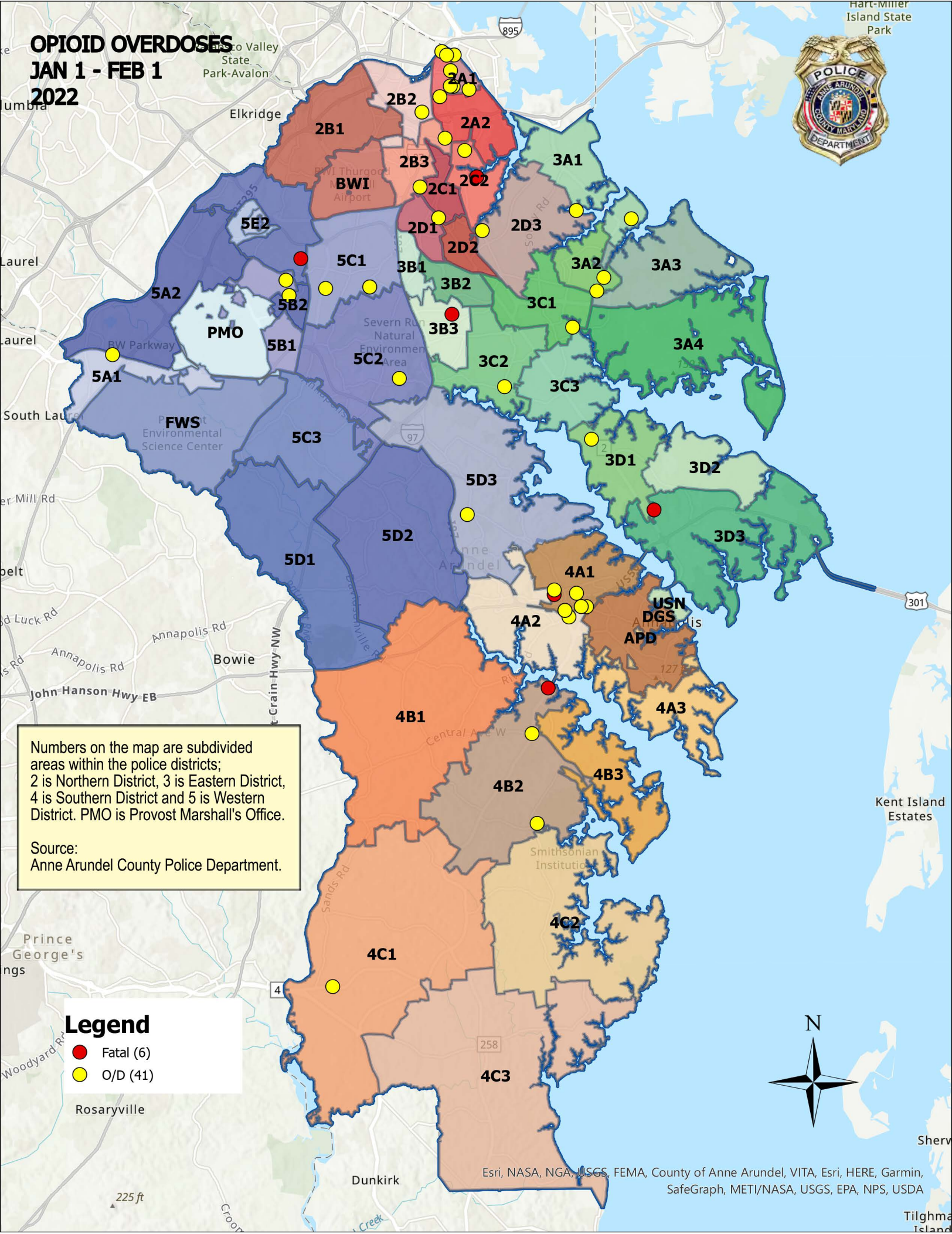


Source: Anne Arundel County and Annapolis Police Departments

OPIOID OVERDOSES

JAN 1 - FEB 1

2022



Numbers on the map are subdivided areas within the police districts; 2 is Northern District, 3 is Eastern District, 4 is Southern District and 5 is Western District. PMO is Provost Marshall's Office.

Source: Anne Arundel County Police Department.

Legend

- Fatal (6)
- O/D (41)

