

# Opioid-Related Data

## Anne Arundel County, Excluding City of Annapolis

### Data as of December 8, 2020

Note: The data in this report are preliminary pending Office of the Medical Examiner review and may fluctuate week to week as toxicology reports are obtained.

**790**

### 2020 TOTAL OVERDOSES

This is a 14.8% increase from the 688 overdoses YTD 2019.

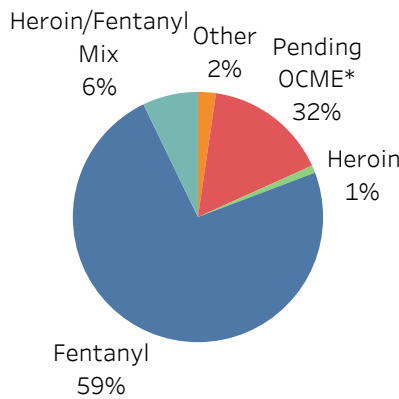
**141**

### 2020 FATAL OVERDOSES

This is a 17.5% increase from the 120 fatal overdoses YTD 2019.

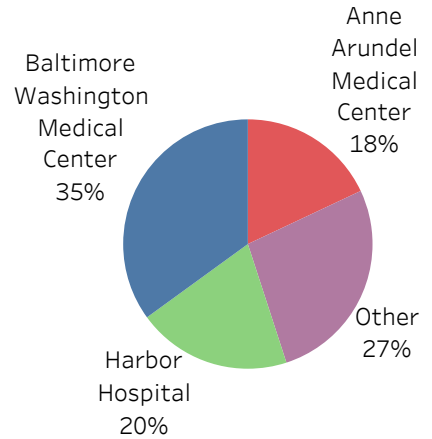
Source: Anne Arundel County Police Department

### Substances Involved in Fatal Opioid Overdoses YTD 2020 (n=141)



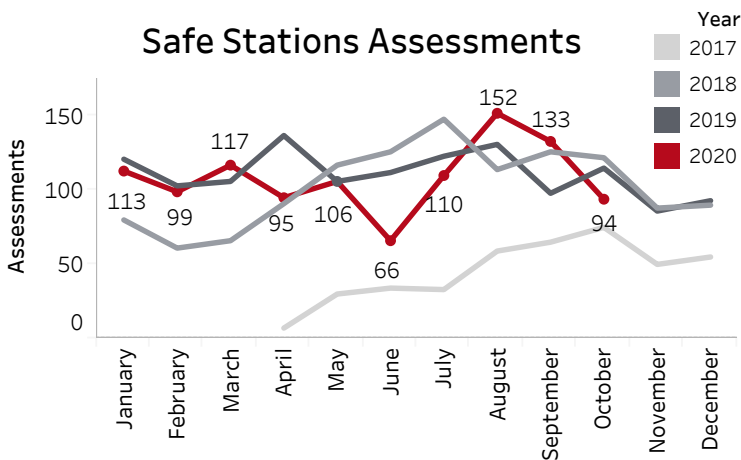
\* Office of the Chief Medical Examiner  
Source: Anne Arundel County Police Department

### Hospital Encounters for Opioid-Related Diagnoses\*\* YTD 2020 (n= 501)



\*\*Diagnoses include any Anne Arundel County resident ED visit related to opioid use other than overdose, e.g., withdrawal symptoms, mental health co-occurring disorders, and infections from intravenous opioid use. Source: Electronic Surveillance System for the Early Notification of Community-Based Epidemics. Maryland Department of Health

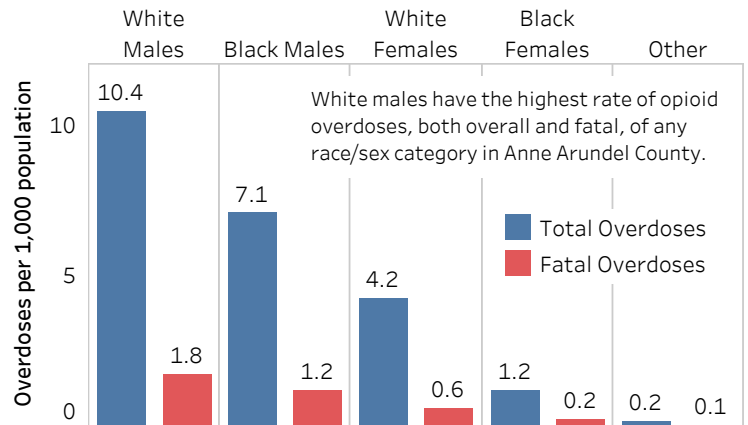
### Safe Stations Assessments



Total Assessments since April 2017: 4,053  
Total 2018 Assessments: 1,229  
Total 2019 Assessments: 1,331  
Total 2020 Assessments: 1,085

Source: Anne Arundel County Crisis Response

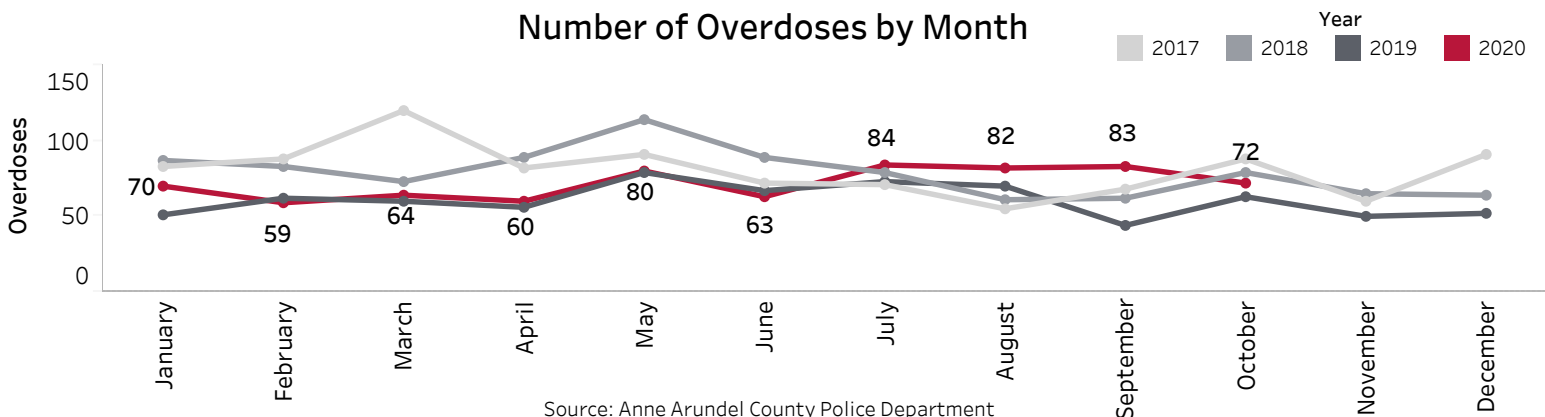
### Opioid Overdose Demographics



White males have the highest rate of opioid overdoses, both overall and fatal, of any race/sex category in Anne Arundel County.

Source: Anne Arundel County Police Department

### Number of Overdoses by Month



Source: Anne Arundel County Police Department