

# Opioid-Related Data

## Anne Arundel County, Including City of Annapolis

Data as of June 18, 2019

**412**

### 2019 TOTAL OVERDOSES

This is a 26.3% decrease from the 559 overdoses YTD 2018.

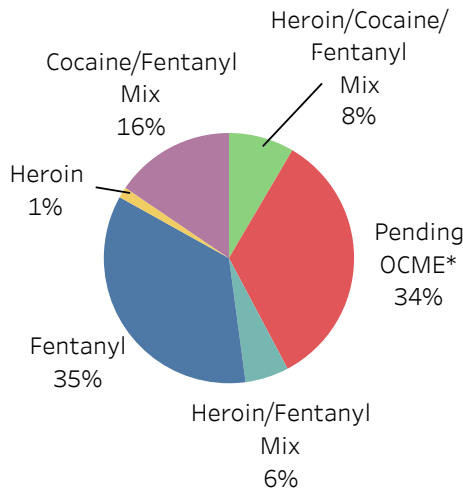
**71**

### 2019 FATAL OVERDOSES

This is a 27.6% decrease from the 98 fatal overdoses YTD 2018.

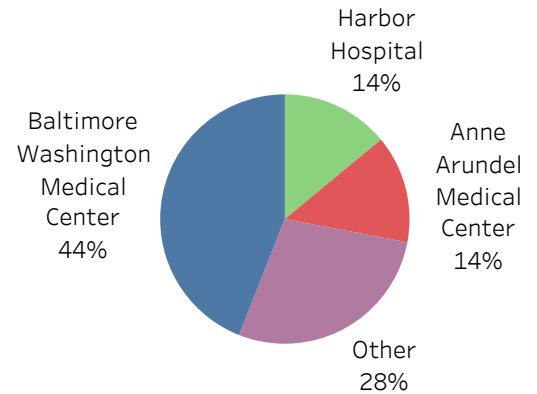
Source: Anne Arundel County Police Department

### Substances Involved in Fatal Opioid-Overdoses YTD 2019 (n=71)



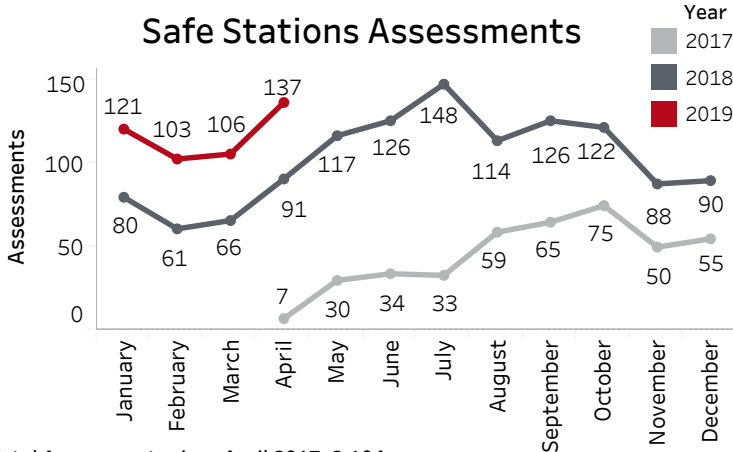
\* Office of the Chief Medical Examiner  
Source: Anne Arundel County Police Department

### Hospital Encounters for Opioid-Related Diagnoses\*\* YTD 2019 (n= 342)



\*\*Diagnoses include any Anne Arundel County resident ED visit related to opioid use other than overdose, e.g., withdrawal symptoms, mental health co-occurring disorders, and infections from intravenous opioid use.  
Source: Electronic Surveillance System for the Early Notification of Community-Based Epidemics. Maryland Department of Health

### Safe Stations Assessments



Total Assessments since April 2017: 2,104

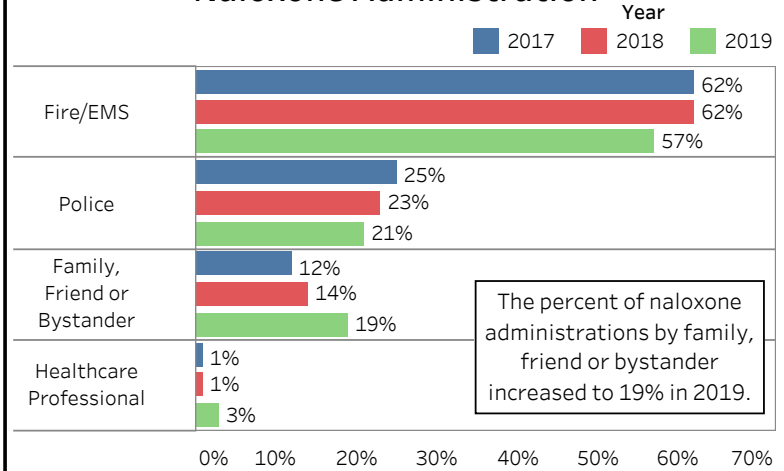
Total 2017 Assessments: 408

Total 2018 Assessments: 1,229

Total 2019 Assessments: 467

Source: Anne Arundel County Crisis Response

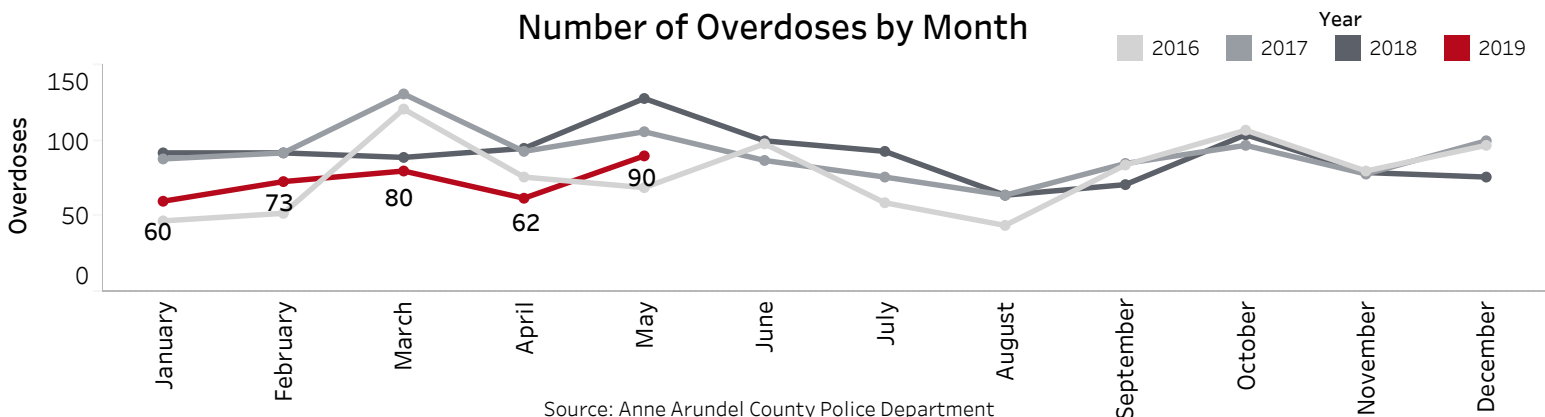
### Naloxone Administration



The percent of naloxone administrations by family, friend or bystander increased to 19% in 2019.

Source: Anne Arundel County Police Department

### Number of Overdoses by Month



Source: Anne Arundel County Police Department