

OPIOID-RELATED DATA

ANNE ARUNDEL COUNTY, INCLUDING CITY OF ANNAPOLIS



170

2018 TOTAL OVERDOSES

This is a 5.6% decrease from the 180 overdoses YTD 2017.

Source: Anne Arundel County Police Department, as of 2/28/2018



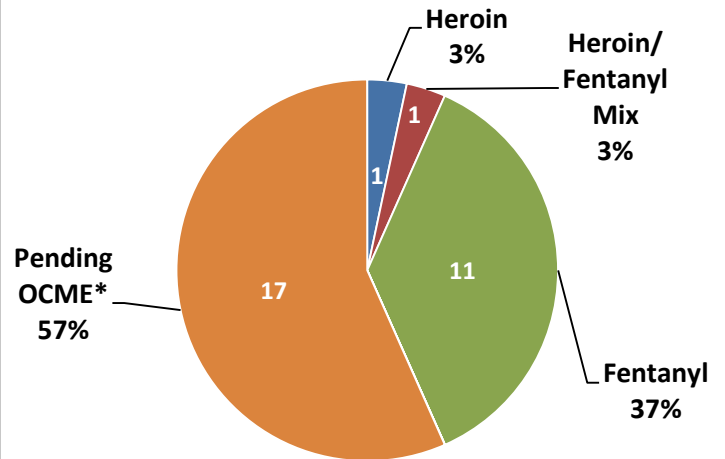
30

2018 FATAL OVERDOSES

This is an 76.5% increase from the 17 fatal overdoses YTD 2017.

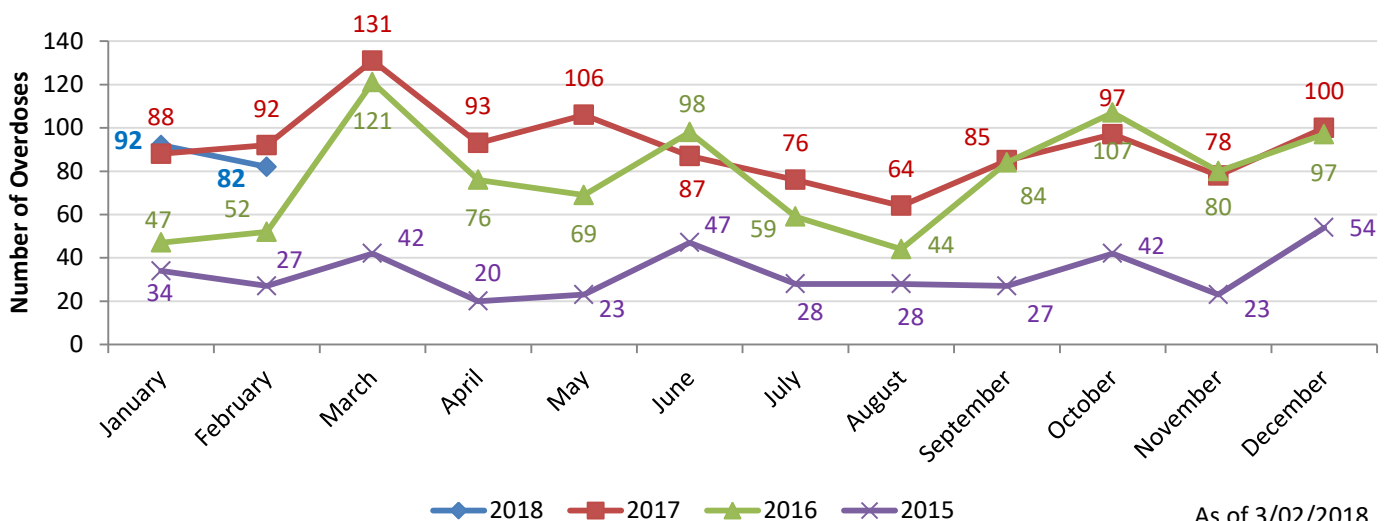
Source: Anne Arundel County Police Department, as of 2/28/2018

Substance(s) Involved in Fatal Overdoses, YTD 2018



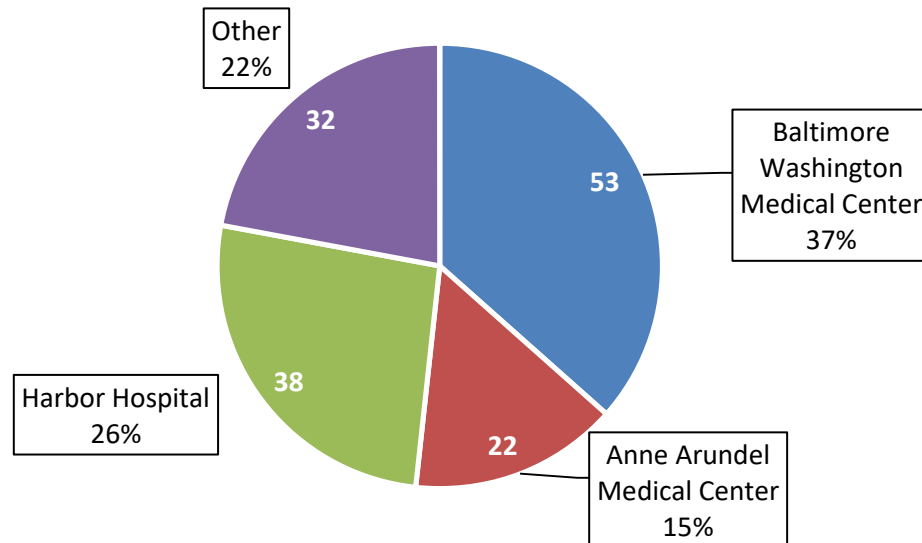
*OCME is the Office of the Chief Medical Examiner, a statewide agency responsible for determining cause and manner of death.
Source: Anne Arundel County Police Department, as of 2/28/2018

Number of Monthly Overdoses Reported by Anne Arundel County Police

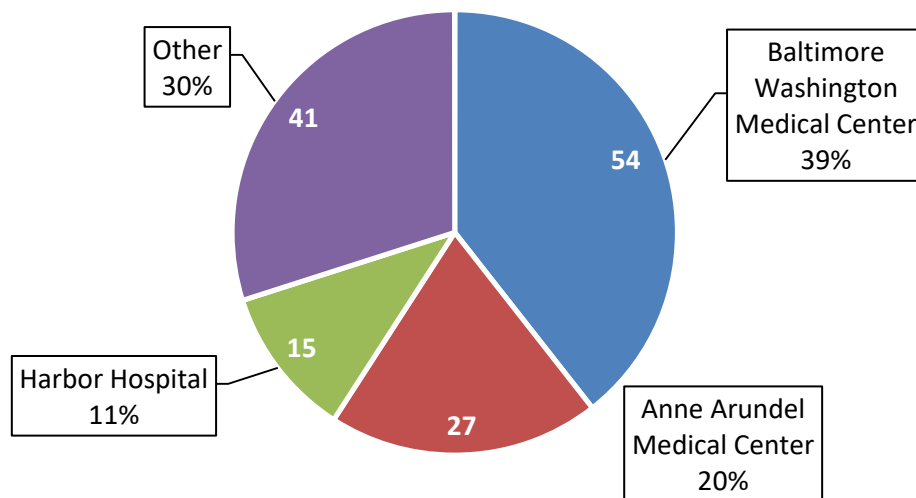


As of 3/02/2018

**Maryland Hospital Encounters for Overdose,
Anne Arundel County Residents, 2018 (N=145)**



**Maryland Hospital Encounters for Opioid-Related Diagnoses*,
Anne Arundel County Residents, YTD 2018 (N=137)**



*These diagnoses include any ED visit related to opioid use other than overdose, e.g., opioid-related withdrawal symptoms, mental health co-occurring disorders with opioid abuse or dependence, and infections resulting from intravenous opioid use.
Source: *Electronic Surveillance System for the Early Notification of Community-Based Epidemics (ESSENCE)*. Maryland Department of Health as of 3/2/2018

NOTE: Data is suppressed with observations less than 11.