

OPIOID-RELATED DATA

ANNE ARUNDEL COUNTY, INCLUDING CITY OF ANNAPOLIS



86

2018 TOTAL OVERDOSES

This is a 2.3% decrease from the 88 overdoses YTD 2017.

Source: Anne Arundel County Police Department, as of 1/31/2018



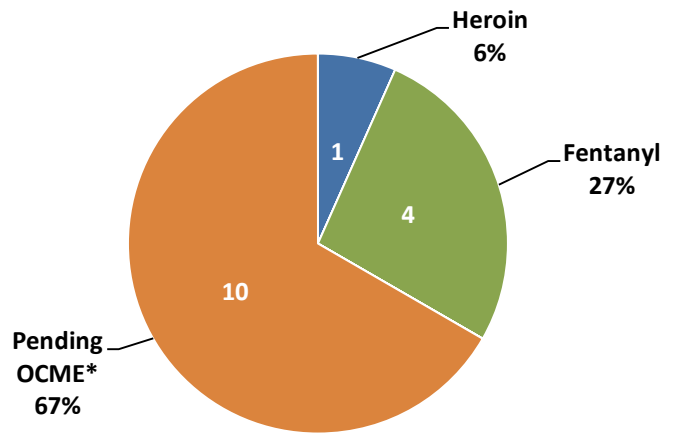
15

2018 FATAL OVERDOSES

The current proportion of fatal overdoses to all overdoses (17%) is slightly higher than YTD 2017.

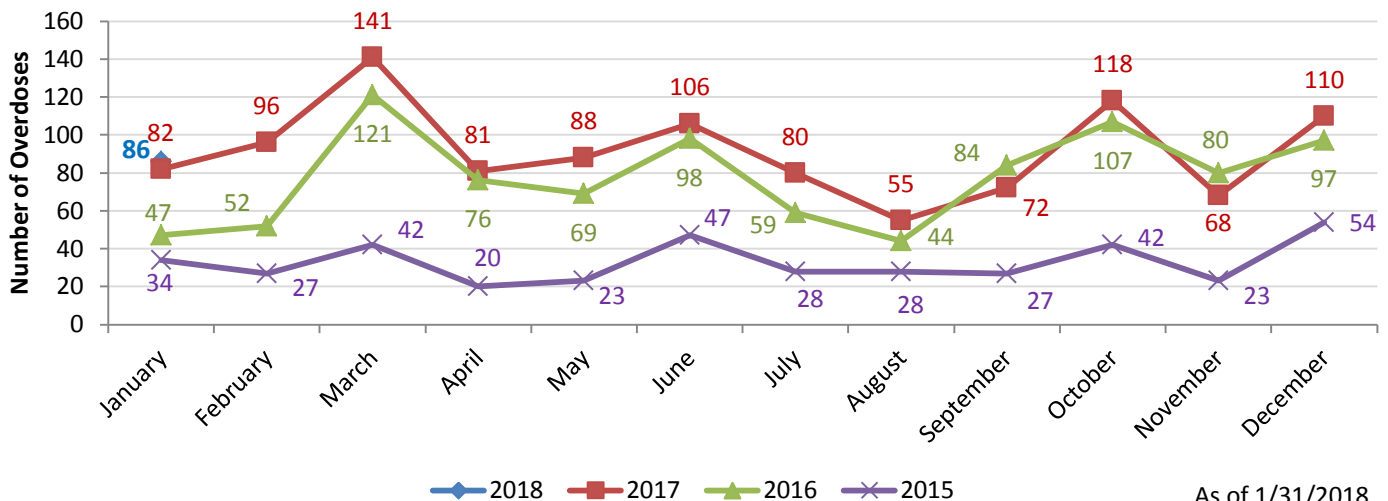
Source: Anne Arundel County Police Department, as of 1/31/2018

Substance(s) Involved in Fatal Overdoses, YTD 2018



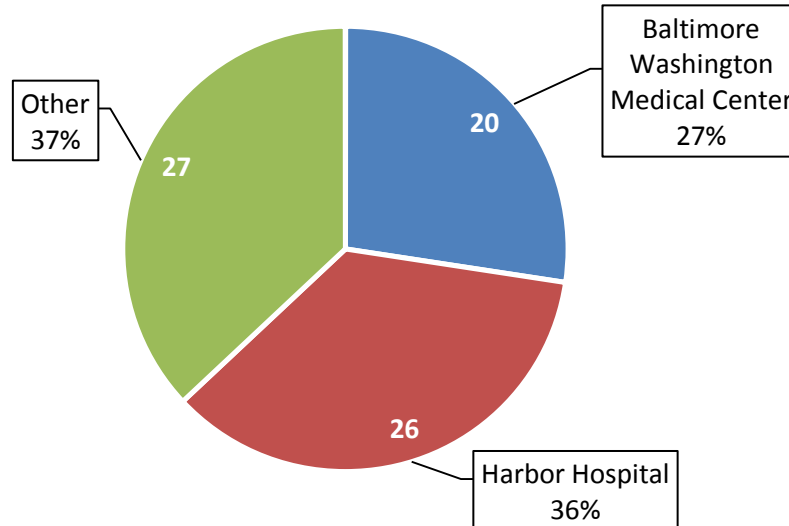
*OCME is the Office of the Chief Medical Examiner, a statewide agency responsible for determining cause and manner of death. Source: Anne Arundel County Police Department, as of 1/31/2018

Number of Monthly Overdoses Reported by Anne Arundel County Police

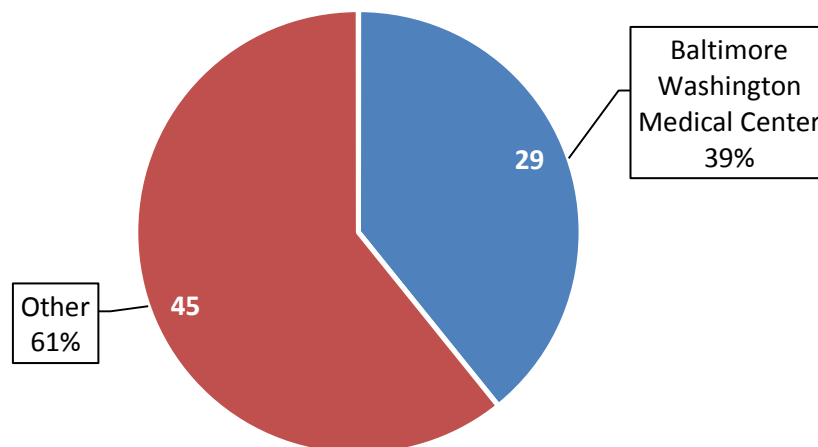


As of 1/31/2018

**Maryland Hospital Encounters for Overdose,
Anne Arundel County Residents, YTD 2018 (N=73)**



**Maryland Hospital Encounters for Opioid-Related Diagnoses*,
Anne Arundel County Residents, YTD 2018 (N=74)**

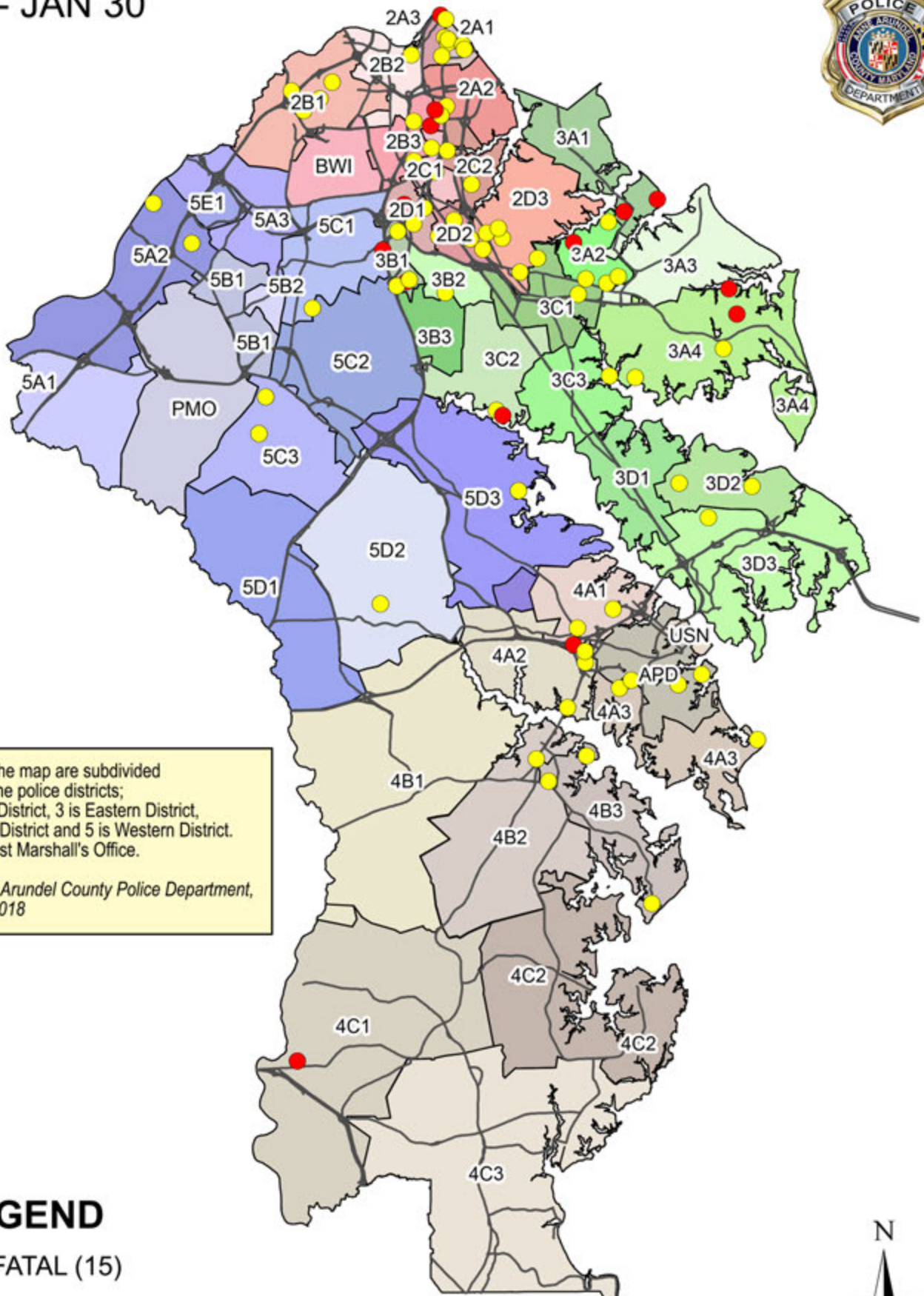


*These diagnoses include any ED visit related to opioid use other than overdose, e.g., opioid-related withdrawal symptoms, mental health co-occurring disorders with opioid abuse or dependence, and infections resulting from intravenous opioid use.
Source: *Electronic Surveillance System for the Early Notification of Community-Based Epidemics (ESSENCE)*. Maryland Department of Health as of 1/31/2018

NOTE: Data is suppressed with observations less than 11.

OPIOID OVERDOSES

JAN 1 - JAN 30
2018



Numbers on the map are subdivided areas within the police districts; 2 is Northern District, 3 is Eastern District, 4 is Southern District and 5 is Western District. PMO is Provost Marshall's Office.

Source: Anne Arundel County Police Department, January 31, 2018

LEGEND

- FATAL (15)
- NONFATAL (71)

