



496

2022 TOTAL OVERDOSES

This is a 21.8% decrease from the **634** overdoses YTD 2021.

90

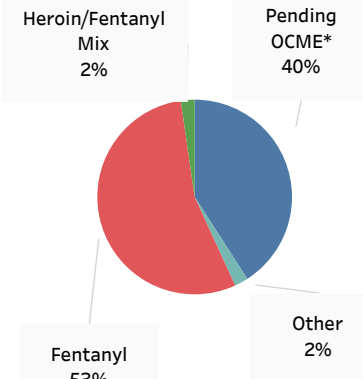
2022 FATAL OVERDOSES

This is a 29.7% decrease from the **128** fatal overdoses YTD 2021.

Source: Anne Arundel County and Annapolis Police Departments

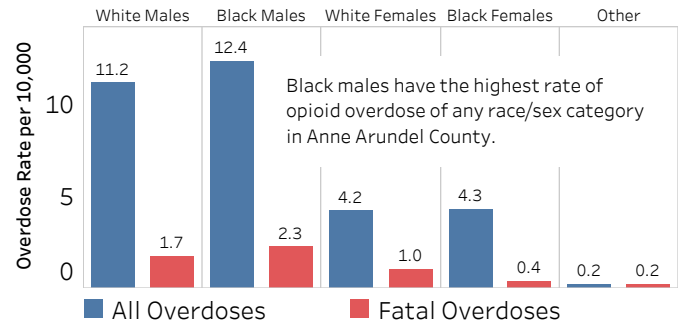
Substances Involved in Fatal Opioid Overdoses YTD 2022 (n=90)

* Office of the Chief Medical Examiner
Source: Anne Arundel County and Annapolis Police Departments

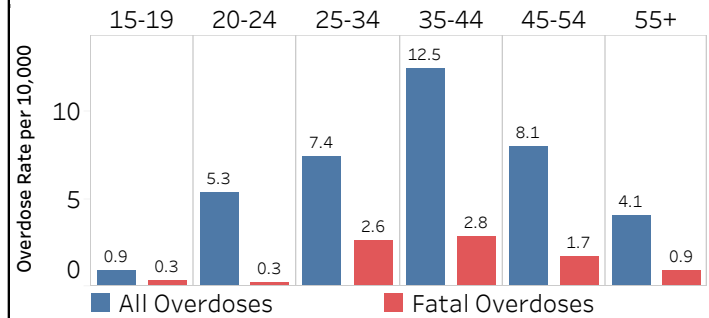


Substances can include fentanyl, heroin, heroin/fentanyl mix, opioid analogues and other opioid substances.

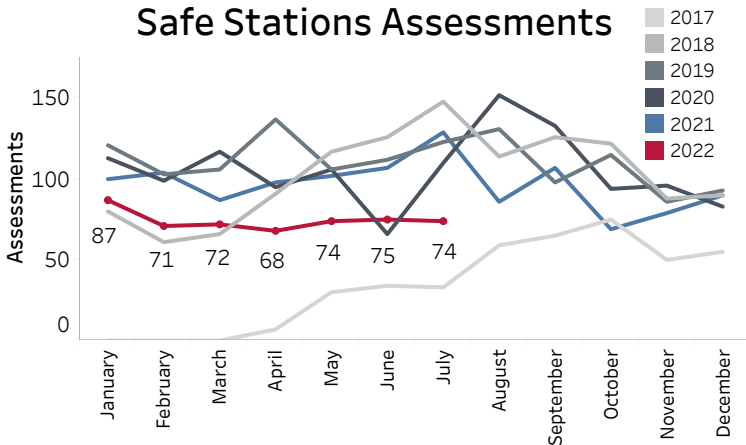
Opioid Overdose Demographics, YTD 2022



Opioid Overdoses by Age, YTD 2022



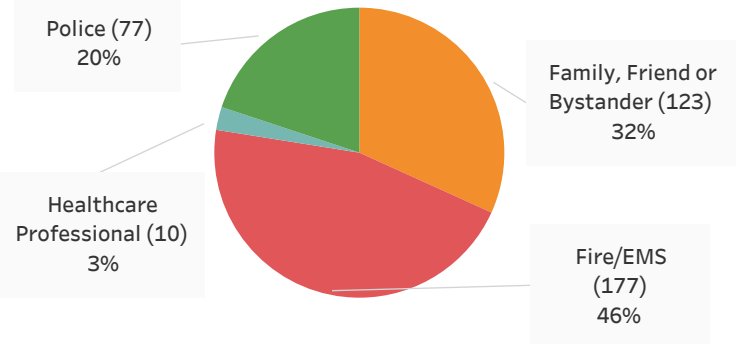
Safe Stations Assessments



Total Assessments since April 2017: 5,390
Total 2019 Assessments: 1,331
Total 2020 Assessments: 1,264
Total 2021 Assessments: 1,158

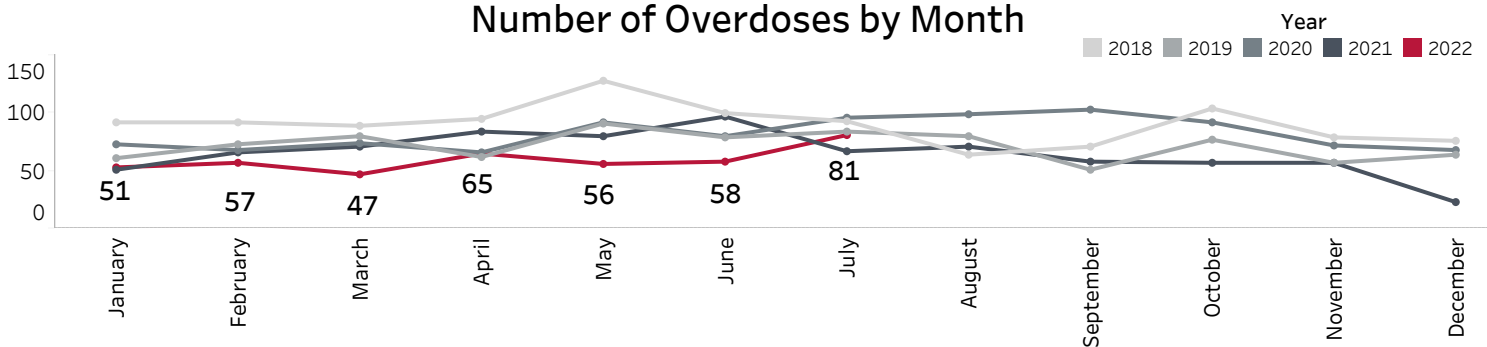
Source: Anne Arundel County Crisis Response

Naloxone Administration By Whom YTD 2022 (n=387)



All incidents where naloxone administered by whom is known for fatal and non-fatal overdoses, including administration by multiple individuals.

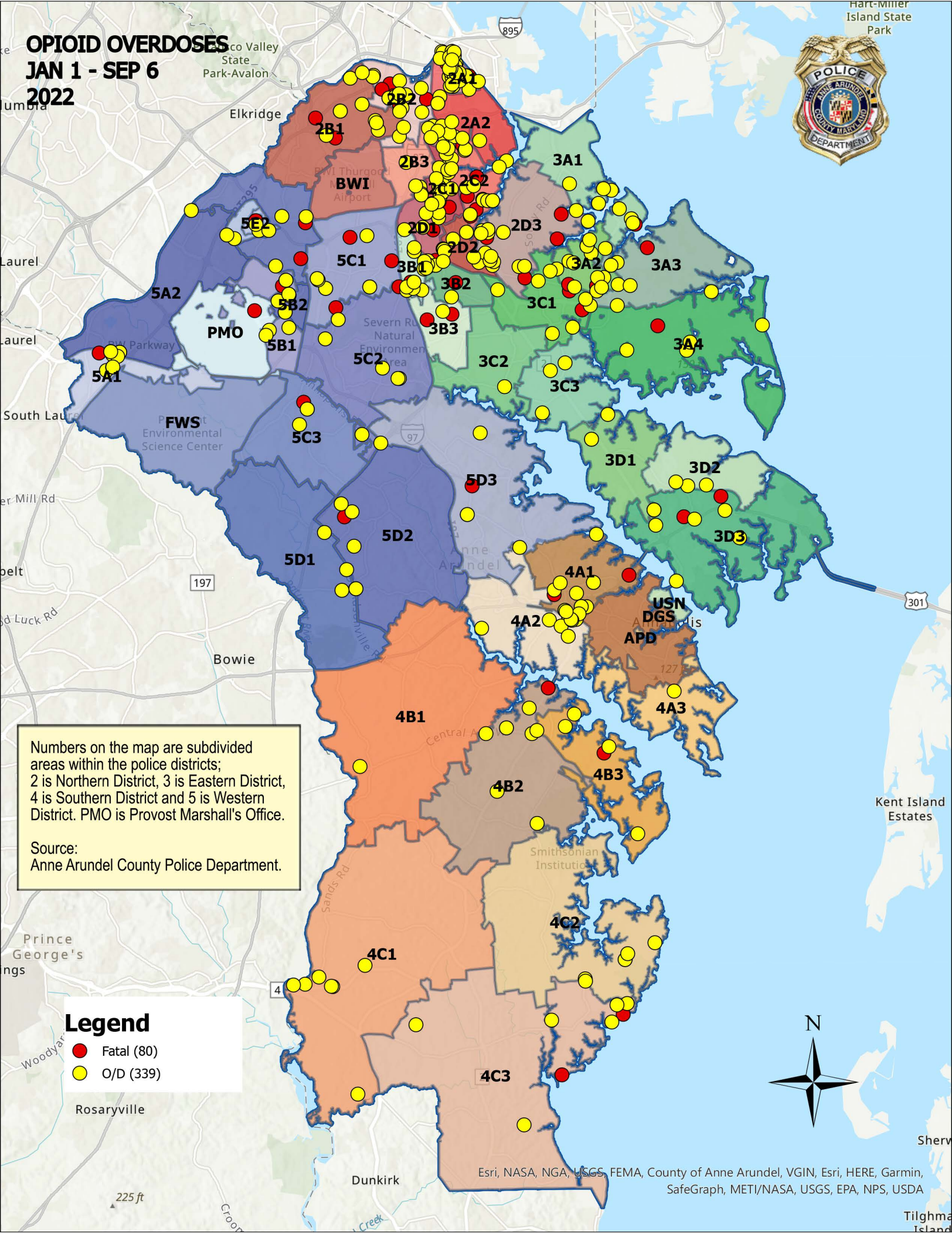
Number of Overdoses by Month



OPIOID OVERDOSES

JAN 1 - SEP 6

2022



Numbers on the map are subdivided areas within the police districts; 2 is Northern District, 3 is Eastern District, 4 is Southern District and 5 is Western District. PMO is Provost Marshall's Office.

Source: Anne Arundel County Police Department.

Legend

- Fatal (80)
- O/D (339)