

Opioid-Related Data

Anne Arundel County, Including City of Annapolis

Data as of June 1, 2021

Note: The data in this report are preliminary pending Office of the Medical Examiner review and may fluctuate week to week as toxicology reports are obtained.

353

2021 TOTAL OVERDOSES

This is a 5.9% decrease from the 375 overdoses YTD 2020.

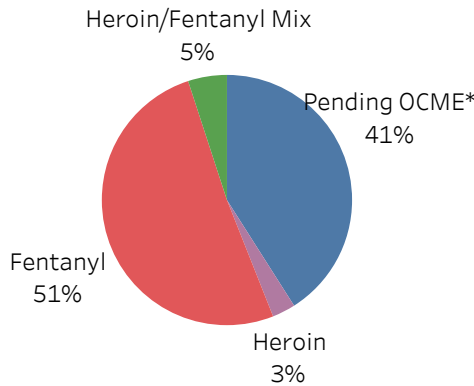
79

2021 FATAL OVERDOSES

This is a 6.8% increase from the 74 fatal overdoses YTD 2020.

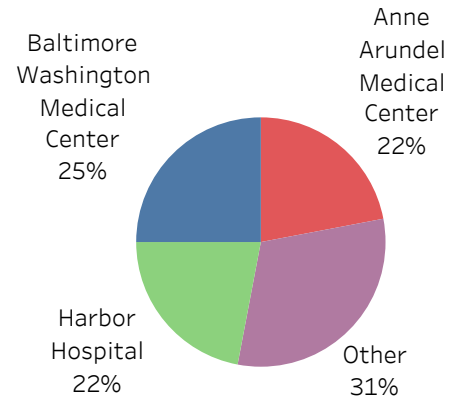
Source: Anne Arundel County and Annapolis Police Departments

Substances Involved in Fatal Opioid Overdoses YTD 2021 (n=79)



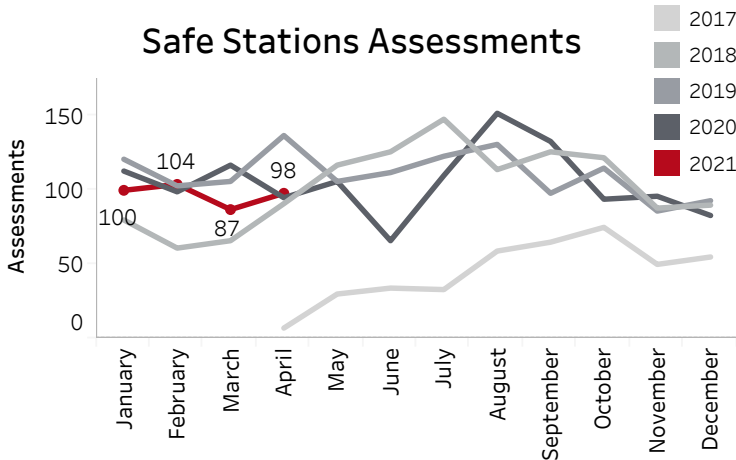
* Office of the Chief Medical Examiner
Source: Anne Arundel County and Annapolis Police Departments

Hospital Encounters for Opioid-Related Diagnoses** YTD 2021 (n= 260)



**Diagnoses include any Anne Arundel County resident ED visit related to opioid use other than overdose, e.g., withdrawal symptoms, mental health co-occurring disorders, and infections from intravenous opioid use. Source: Electronic Surveillance System for the Early Notification of Community-Based Epidemics. Maryland Department of Health

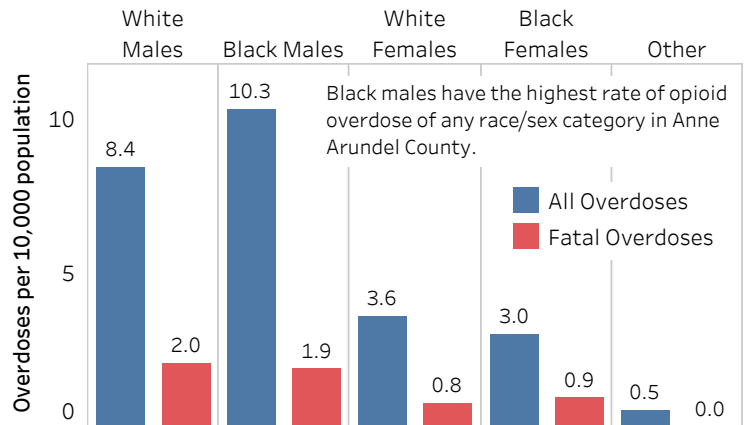
Safe Stations Assessments



Total Assessments since April 2017: 4,621
Total 2019 Assessments: 1,331
Total 2020 Assessments: 1,264
Total 2021 Assessments: 389

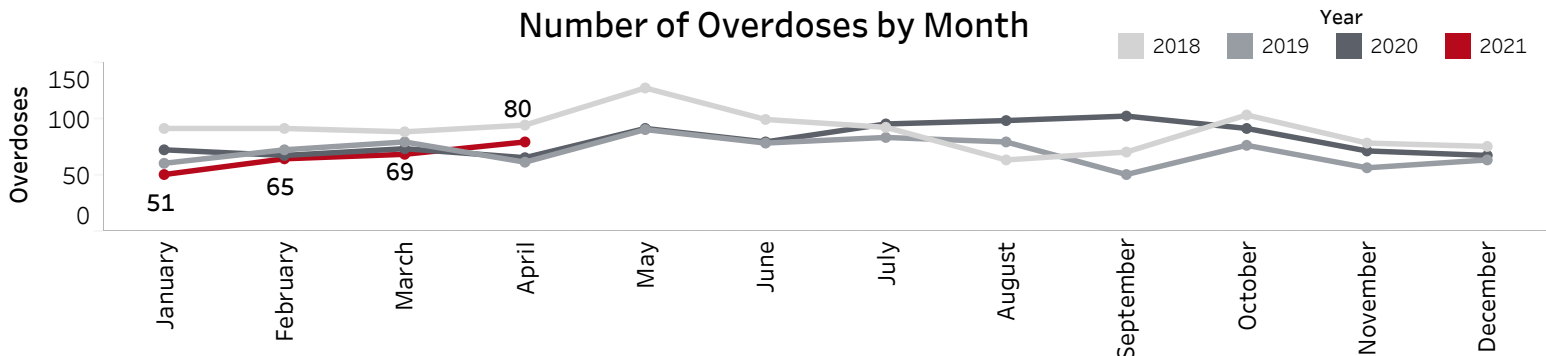
Source: Anne Arundel County Crisis Response

Opioid Overdose Demographics, YTD 2021



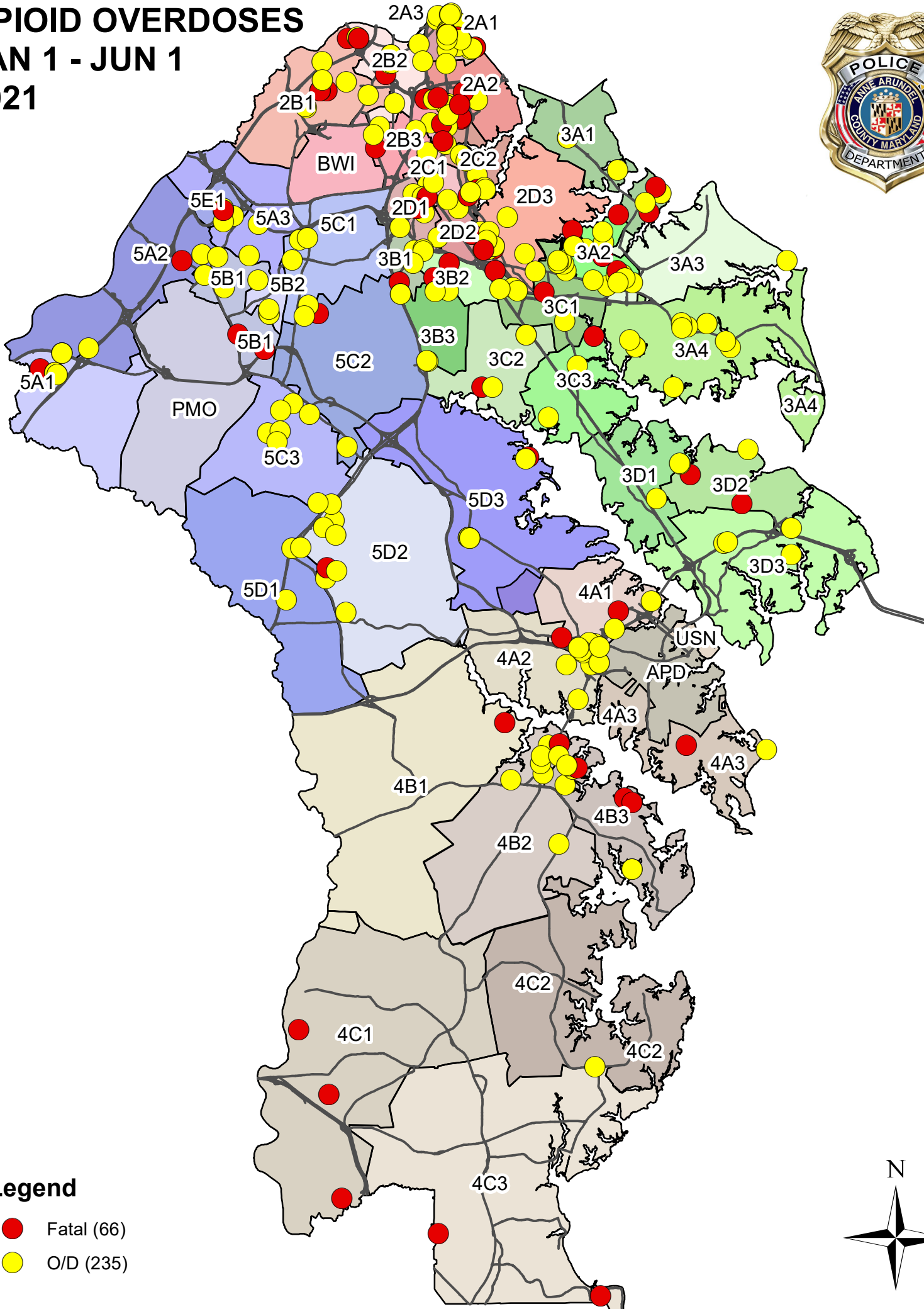
Source: Anne Arundel County and Annapolis Police Departments

Number of Overdoses by Month



Source: Anne Arundel County and Annapolis Police Departments

OPIOID OVERDOSES JAN 1 - JUN 1 2021



Legend

- Fatal (66)
- O/D (235)

