

# Opioid-Related Data

## Anne Arundel County, Excluding City of Annapolis

Data as of May 12, 2020

Note: The data in this report are preliminary pending Office of the Medical Examiner review and may fluctuate week to week as toxicology reports are obtained.

279

### 2020 TOTAL OVERDOSES

This is a 7.7% increase from the 259 overdoses YTD 2019.

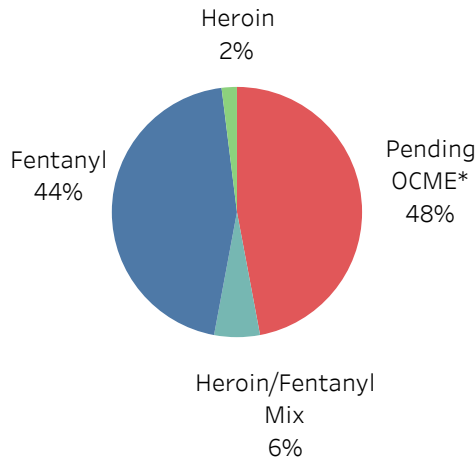
51

### 2020 FATAL OVERDOSES

This is a 4.1% increase from the 49 fatal overdoses YTD 2019.

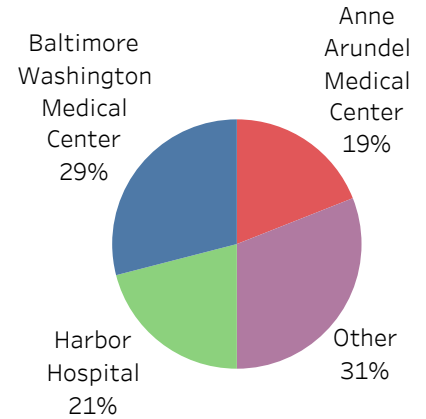
Source: Anne Arundel County Police Department

### Substances Involved in Fatal Opioid Overdoses YTD 2020 (n=51)



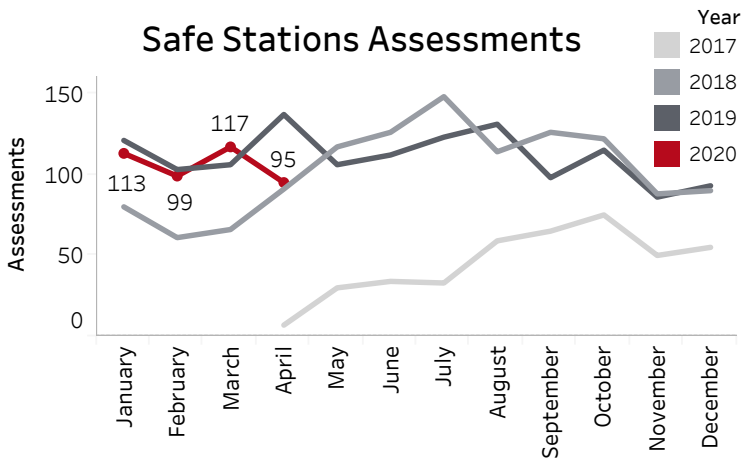
\* Office of the Chief Medical Examiner  
Source: Anne Arundel County Police Department

### Hospital Encounters for Opioid-Related Diagnoses\*\* YTD 2020 (n= 181)



\*\*Diagnoses include any Anne Arundel County resident ED visit related to opioid use other than overdose, e.g., withdrawal symptoms, mental health co-occurring disorders, and infections from intravenous opioid use.  
Source: Electronic Surveillance System for the Early Notification of Community-Based Epidemics. Maryland Department of Health

### Safe Stations Assessments



Total Assessments since April 2017: 3,392

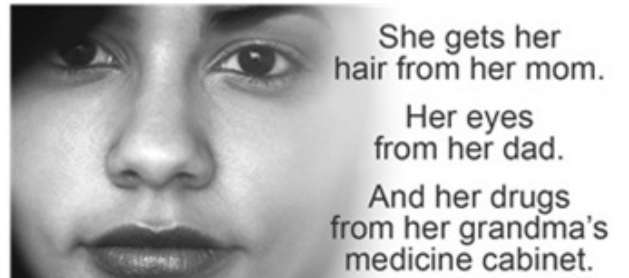
Total 2018 Assessments: 1,229

Total 2019 Assessments: 1,331

Total 2020 Assessments: 424

Source: Anne Arundel County Crisis Response

According to the 2018 National Survey on Drug Use and Health, nearly 9% of youth got the prescription pain relievers they misused by taking them from a relative or friend without asking.

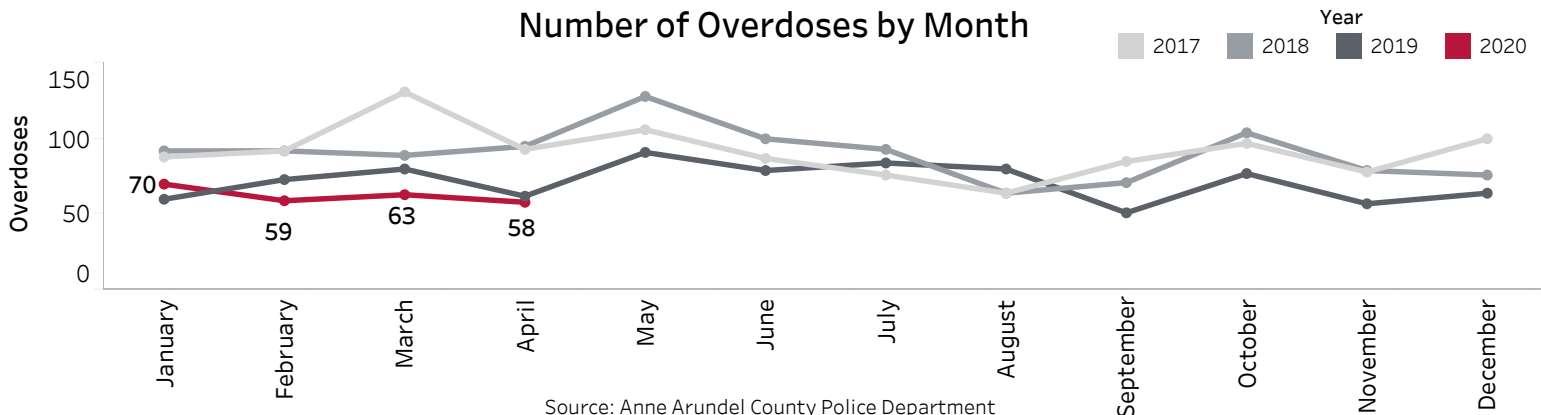


**BE AWARE. DON'T SHARE.**

AAHealth.org/MEDS  
410-222-6724



### Number of Overdoses by Month

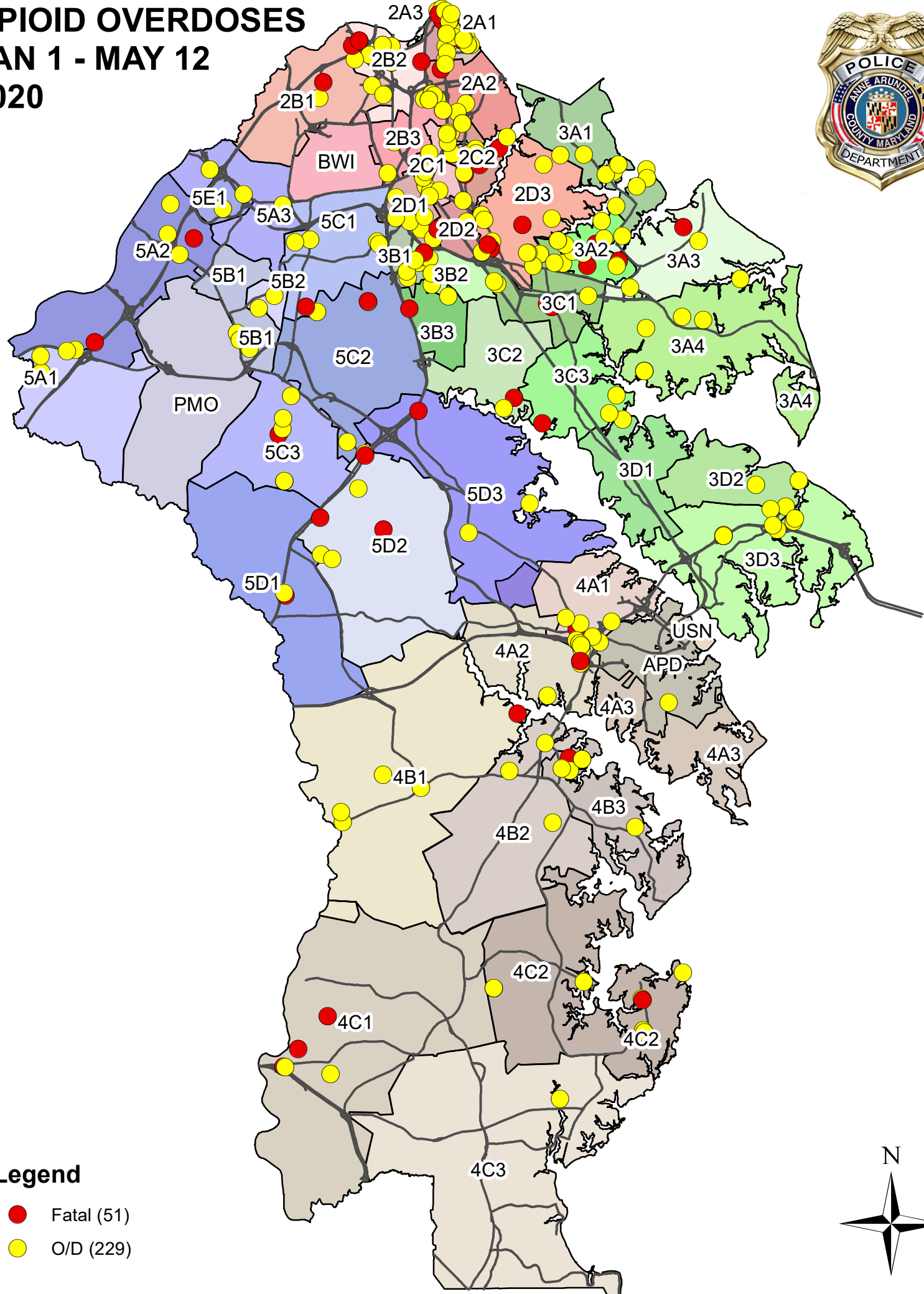


Source: Anne Arundel County Police Department

# OPIOID OVERDOSES

## JAN 1 - MAY 12

### 2020



### Legend

- Fatal (51)
- O/D (229)

