



546

**2022 TOTAL OVERDOSES**

This is a 13.9% decrease from the 634 overdoses YTD 2021.



102

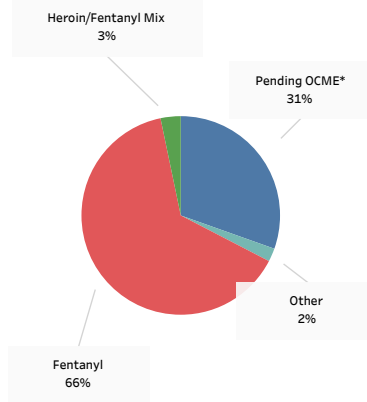
**2022 FATAL OVERDOSES**

This is a 20.3% decrease from the 128 fatal overdoses YTD 2021.

Source: Anne Arundel County and Annapolis Police Departments

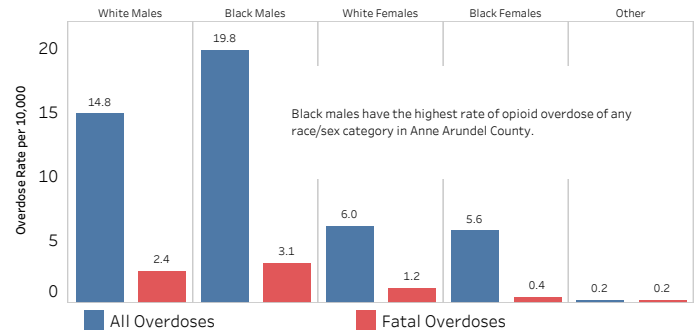
**Substances Involved in Fatal Opioid Overdoses YTD 2022 (n=90)**

\* Office of the Chief Medical Examiner  
 Source: Anne Arundel County and Annapolis Police Departments

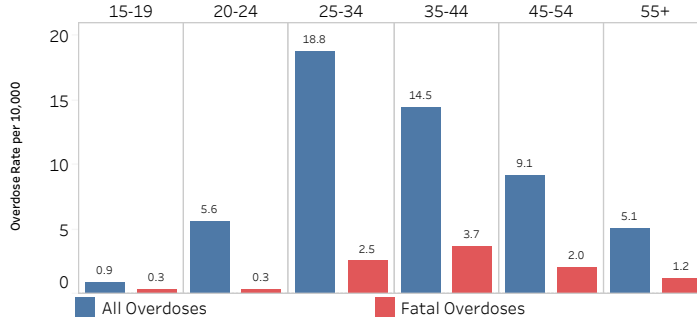


Substances can include fentanyl, heroin, heroin/fentanyl mix, opioid analogues and other opioid substances.

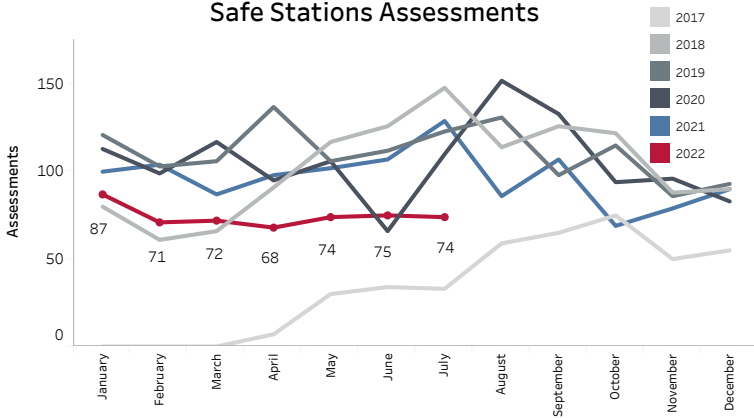
**Opioid Overdose Demographics, YTD 2022**



**Opioid Overdoses by Age, YTD 2022**



**Safe Stations Assessments**

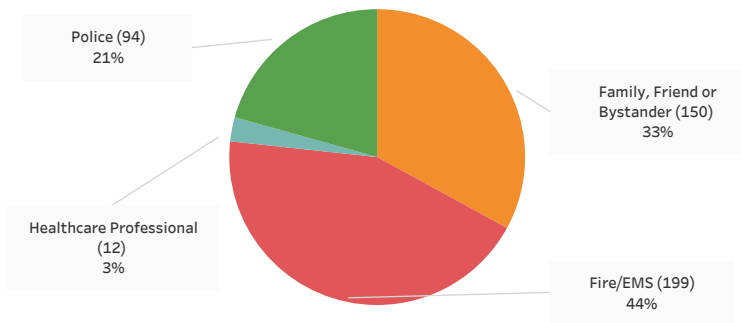


Total Assessments since April 2017: 5,390  
 Total 2019 Assessments: 1,331  
 Total 2020 Assessments: 1,264  
 Total 2021 Assessments: 1,158

Source: Anne Arundel County Crisis Response

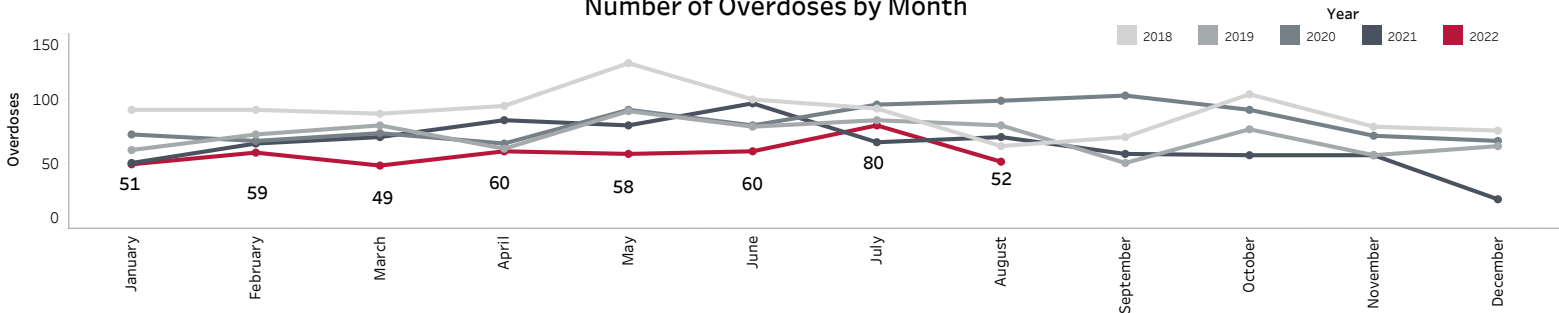
Abc

**Naloxone Administration By Whom YTD 2022 (n=455)**



All incidents where naloxone administered by whom is known for fatal and non-fatal overdoses, including administration by multiple individuals.

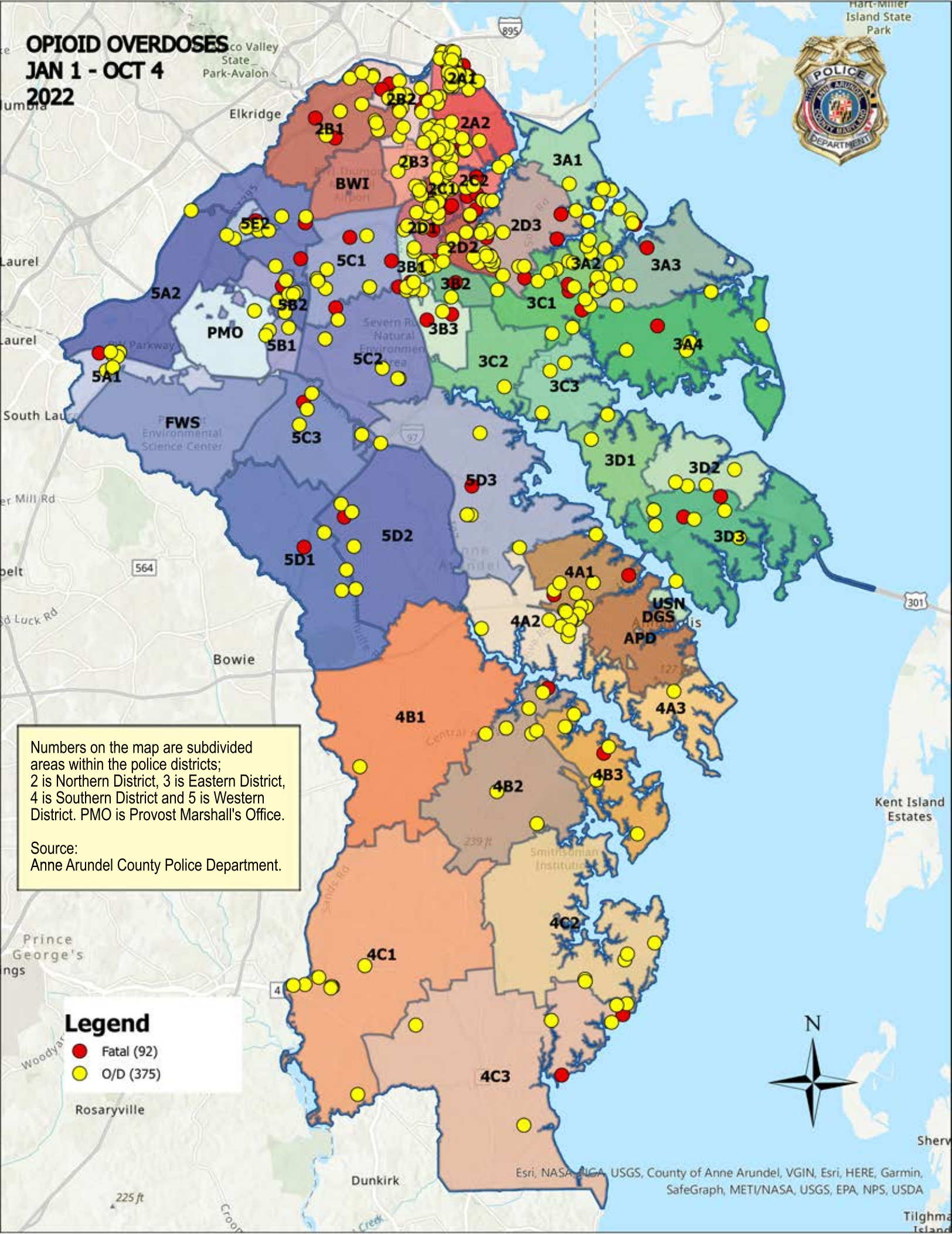
**Number of Overdoses by Month**



# OPIOID OVERDOSES

JAN 1 - OCT 4

2022



Numbers on the map are subdivided areas within the police districts; 2 is Northern District, 3 is Eastern District, 4 is Southern District and 5 is Western District. PMO is Provost Marshall's Office.

Source:  
Anne Arundel County Police Department.

## Legend

- Fatal (92)
- O/D (375)

