

# Health Disparities in Anne Arundel County

Anne Arundel County Department of Health

Office of Planning and Surveillance

October 2007

## Demographics (2006)

Population Estimate 509,300

Males 252,851 49.6%

Females 256,449 50.4%

White 407,073 79.9%

Black 76,334 15.0%

Asian 15,468 3.0%

Hispanic (any race)  
19,052 3.7%

## Median Age:

White 39.7

Black 33.7

Asian 35.3

AI/AN 42.0


Hispanic 27.5

AI/AN: Amer. Indian/Alaska Native

Foreign Born 6.0%

Language other than English  
Spoken at Home, 5+ 8.6%

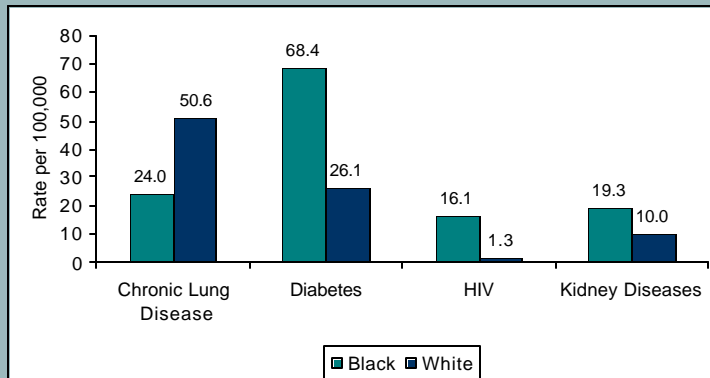
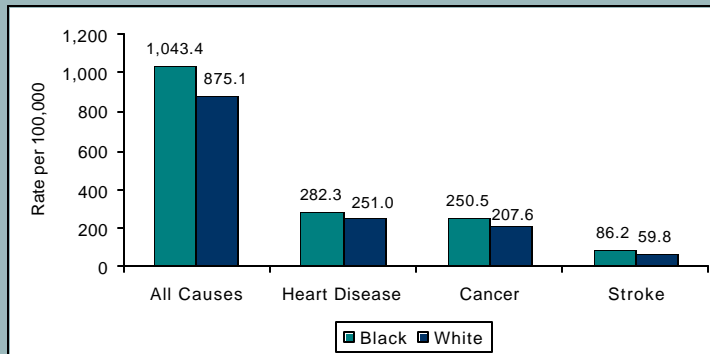
Data Source: Maryland State Data  
Center; U.S. Census Bureau.



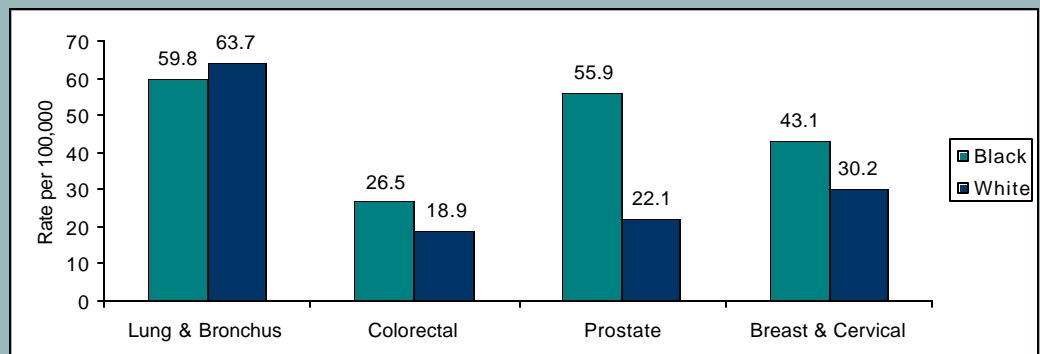
**Department of Health**  
3 Harry S. Truman Pkwy  
Annapolis, MD 21401  
[www.aahealth.org](http://www.aahealth.org)

Ronna Gotthainer  
Johnia J. Curtis, M.P.H.  
410-222-7280 phone  
410-222-7294 fax  
[hdjcurti@aacounty.org](mailto:hdjcurti@aacounty.org)

## Selected Causes of Death, 1999-2003 Age-Adjusted Mortality Rates per 100,000

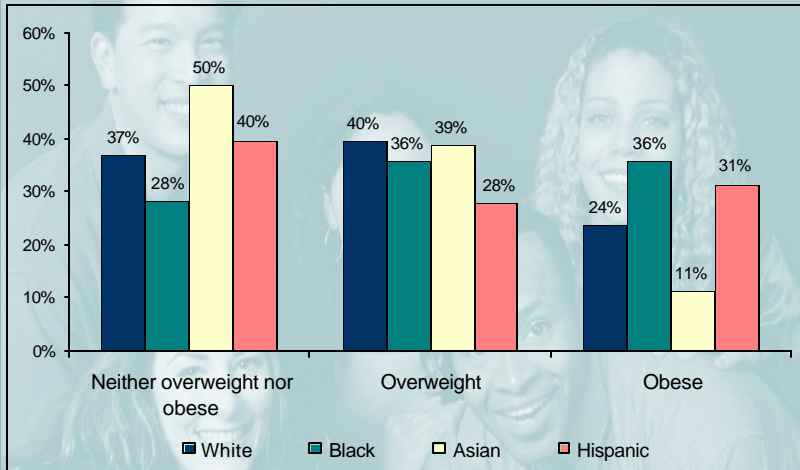


## Cancer Mortality Rates, 1999-2003 Age-Adjusted Mortality Rates per 100,000



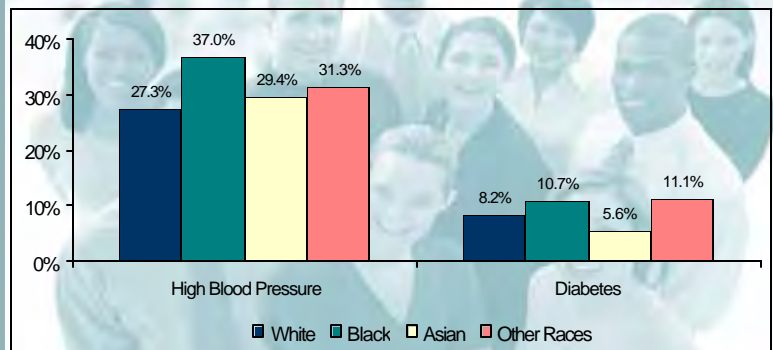
Data Source: CDC Wonder online Database.

### Overweight and Obesity by Race and Ethnicity Anne Arundel County, 2007



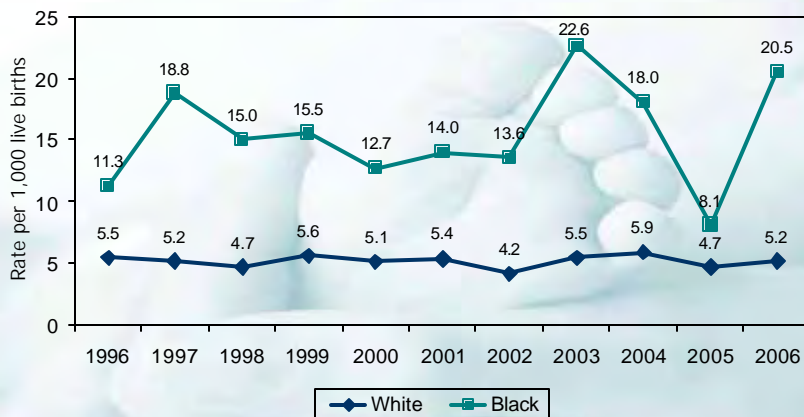
Data Source: Anne Arundel County, BRFSS 2007, Hispanic BRFSS 2006.

### Hypertension and Diabetes, Anne Arundel County, 2007



Data Source: Anne Arundel County BRFSS 2007.

### Infant Mortality Rates by Race, Anne Arundel County



Data Source: Maryland Vital Statistics Administration, MD DHMH.