



Health Profile of School-Aged Children

Anne Arundel County Department of Health

Office of Planning and Surveillance

August 2006

Demographics (2004)

Children ages 5-19	105,640	
Percent of County population		20.8%
Males	54,557	51.6%
Females	51,083	48.4%
White	81,567	77.3%
Black	18,067	17.1%
Asian	2,659	2.5%
Hispanic (any race)		
	4,213	4.0%

Children Living in Poverty:	
Age 5-17 in poverty (2003)	6.4%
Single-Parent Families	
with children under 18 (2000)	21%

Data Source: Maryland State Data Center; U.S. Census Bureau.



Department of Health
 3 Harry S. Truman Pkwy
 Annapolis, MD 21401
www.aahealth.org

Johnia J. Curtis, M.P.H.
 Ronna Gotthainer
 410-222-7280 phone
 410-222-7294 fax
hjcurti@aacounty.org

Leading Causes of Hospitalization, 2005

Ages 5-18, Anne Arundel County, 1st listed diagnosis (N=1,884)

1. Injury/Poisoning—390 (20.7%)
2. Pregnancy/Childbirth—281 (14.9%)
3. Appendicitis—141 (7.5%)
4. Asthma—88 (4.7%)
5. Influenza/Pneumonia—80 (4.2%)

Manner of Injury-related Hospitalizations

1. Unintentional—311 (79.7%)
2. Self-Inflicted—42 (10.8%)
3. Assault—33 (8.5%)

Data Source: Health Services Cost Review Commission.

Leading Causes of Death Ranking, 2002-2004

Ages 5-18, Underlying Cause of Death

	<u>Anne Arundel County</u> (N = 120)	<u>Maryland*</u> (N= 985)	<u>U.S.*</u> (N = 50,781)
Unintentional Injury	1. 49 (40.8%)	1. 35.4%	1. 45.6%
Cancer	2. 12 (10%)	3. 8.9%	3. 9.4%
Homicide	3. 10 (8.3%)	2. 20.2%	2. 9.5%
Suicide	4. 8 (6.7%)	4. 6.6%	4. 7.9%

*2001-2003

Data Source: Death Certificate Data Files, Maryland DHMH; CDC WONDER.

Leading Sites for New Cancer Diagnoses, 1997-2001

Ages 5-18, Anne Arundel County (N=56)

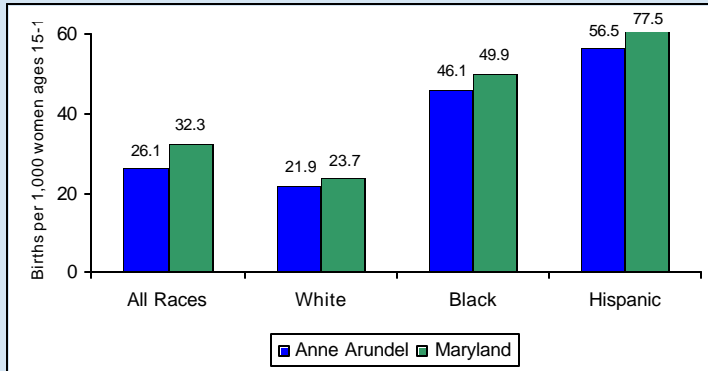
1. Leukemia—12 (21.4%)
2. Brain and Nervous System—9 (16.1%)
3. Non-Hodgkin's Lymphoma—8 (14.3%)

Note: The 2002 national ranking for cancer incidence among 5-19 year olds was (1) Leukemia (2) Brain and Other Nervous System and (3) Hodgkin Lymphoma.

Data Source: Maryland Cancer Registry; CDC and National Cancer Institute.

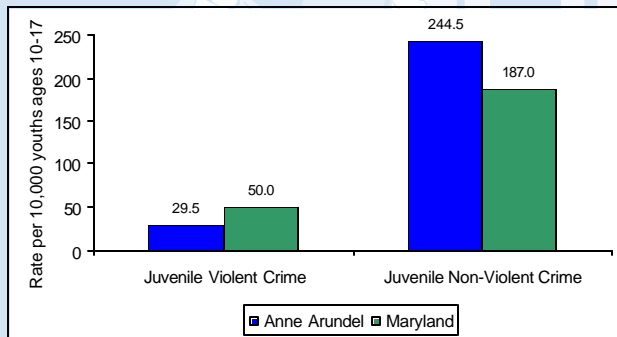
Risk Behavior

Birth Rates by Race and Ethnicity, Ages 15-19, 2004



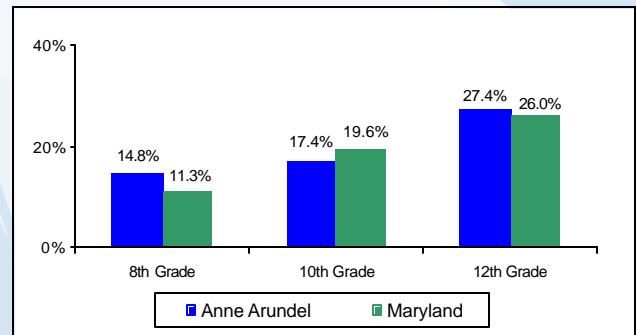
Data Source: Vital Statistics Report, Maryland DHMH.

Rate of Juvenile Arrests, 2003



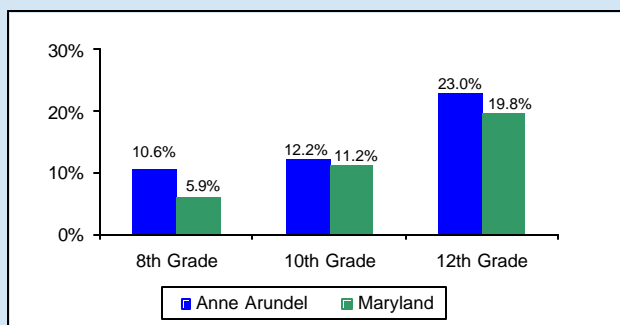
Data Source: Maryland State Police.

Substance Use: Any drug other than alcohol or tobacco in the last 30 days, 2004



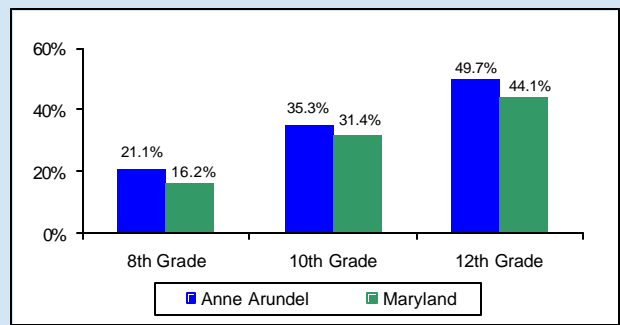
Data Source: Maryland Adolescent Survey.

Substance Use: Cigarette Smoking in the last 30 days, 2004



Data Source: Maryland Adolescent Survey.

Substance Use: Alcohol Use in the last 30 days, 2004



Data Source: Maryland Adolescent Survey.