

Health Disparities in Anne Arundel County

Anne Arundel County Department of Health

Office of Planning and Surveillance

October 2007

Demographics (2006)

Population Estimate 509,300

Males 252,851 49.6%

Females 256,449 50.4%

White 407,073 79.9%

Black 76,334 15.0%

Asian 15,468 3.0%

Hispanic (any race)
19,052 3.7%

Median Age:

White 39.7

Black 33.7

Asian 35.3

AI/AN 42.0

Hispanic 27.5

AI/AN: Amer. Indian/Alaska Native

Foreign Born 6.0%

Language other than English
Spoken at Home, 5+ 8.6%

Data Source: Maryland State Data
Center; U.S. Census Bureau.

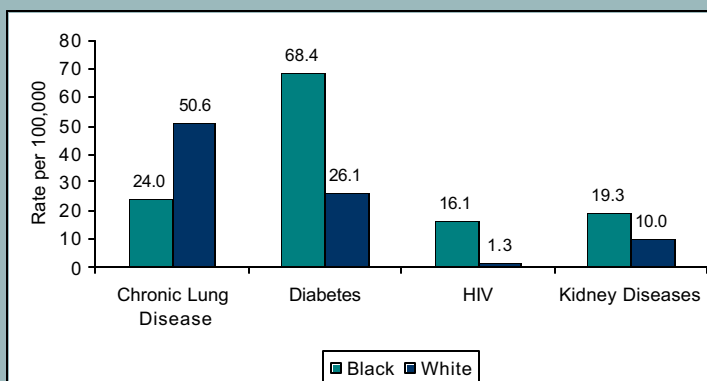
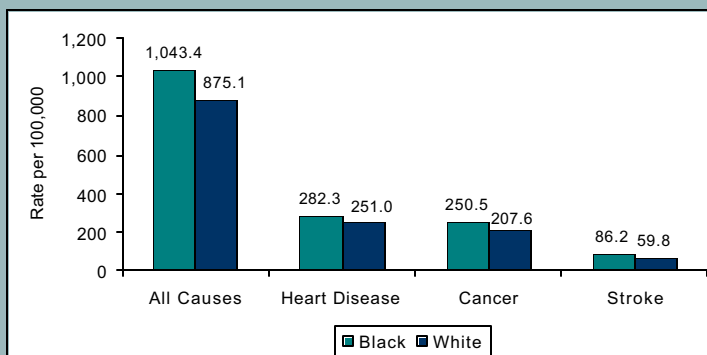


Department of Health
3 Harry S. Truman Pkwy
Annapolis, MD 21401
www.aahealth.org

Ronna Gotthainer
Johnia J. Curtis, M.P.H.
410-222-7280 phone
410-222-7294 fax
hdjcurti@aacounty.org

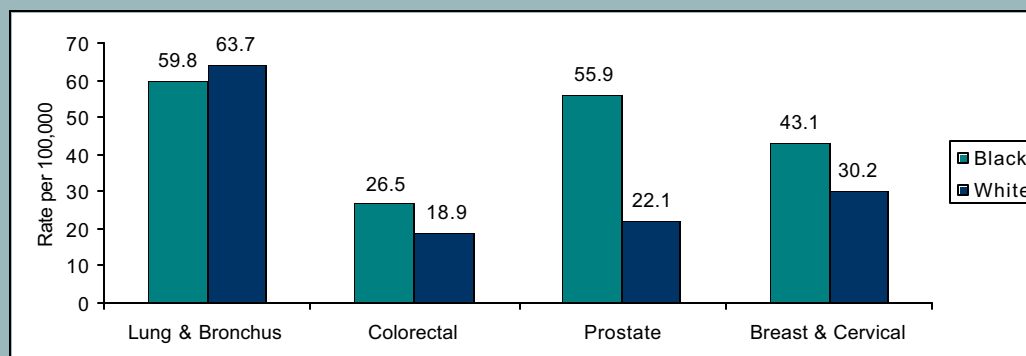
Selected Causes of Death, 1999-2003

Age-Adjusted Mortality Rates per 100,000



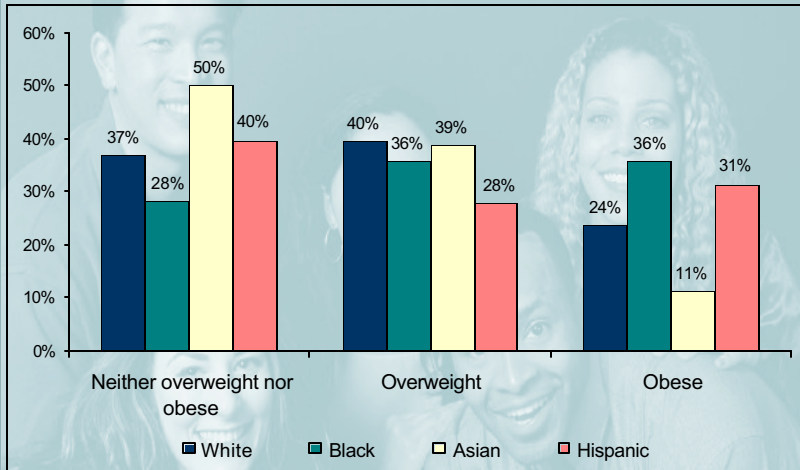
Cancer Mortality Rates, 1999-2003

Age-Adjusted Mortality Rates per 100,000



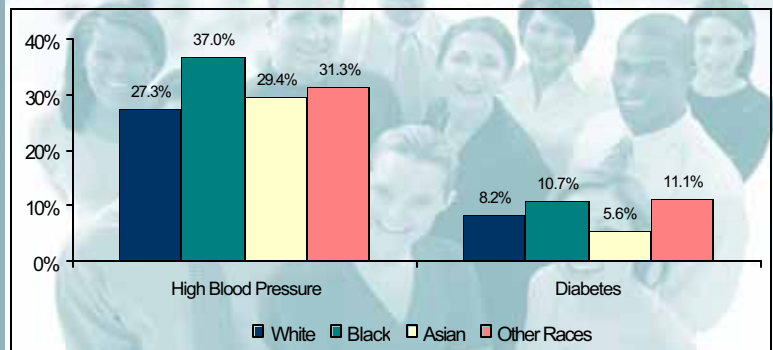
Data Source: CDC Wonder online Database.

Overweight and Obesity by Race and Ethnicity Anne Arundel County, 2007



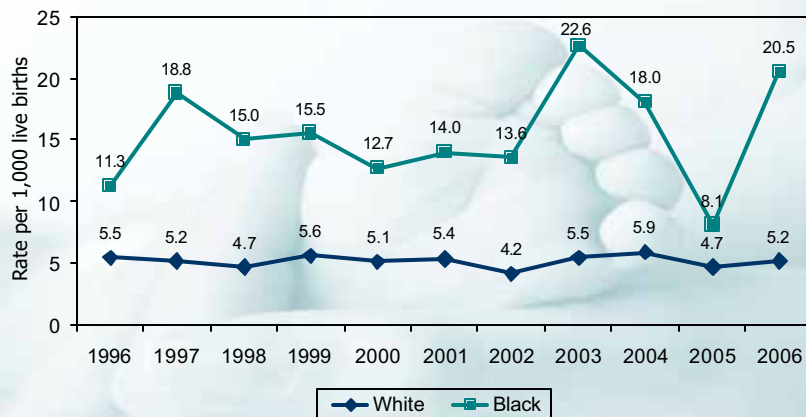
Data Source: Anne Arundel County, BRFSS 2007, Hispanic BRFSS 2006.

Hypertension and Diabetes, Anne Arundel County, 2007



Data Source: Anne Arundel County BRFSS 2007.

Infant Mortality Rates by Race, Anne Arundel County



Data Source: Maryland Vital Statistics Administration, MD DHMH.